

 adinguide™

Take your practice
to the next level



 adin



| Guided Surgery Approach

Using Guided surgery for implant placement has become increasingly popular among dentists.

There are many reasons to use guided surgery:

Patient Benefits

- Surgical time reduction - ideal for patient comfort and apprehension
- Easy to execute flapless surgery - significantly improves healing process and time in majority of cases
- Minimization of surgical complications

Dentist Benefits:

- Significantly improves placement accuracy
- Significantly reduces likelihood of complications
- Minimizes patient chair time - efficient utilization of time

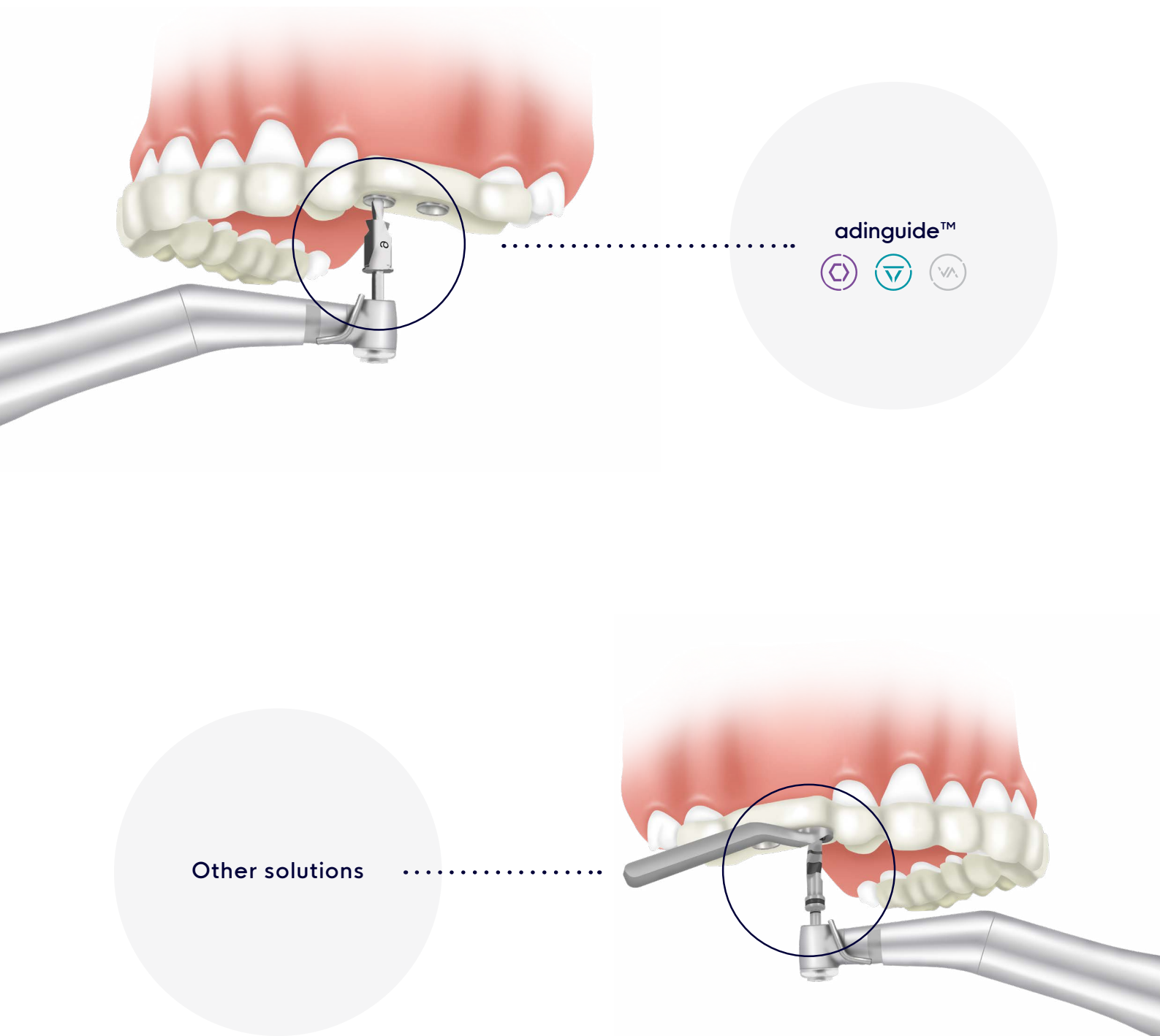
| Why choose adinguide™?



The adinguide™ was planned with you in mind, bringing the guided surgery world to your clinic. Specifically designed to support effortless procedures, accurate and predictable implant placement.

| Keyless Procedure

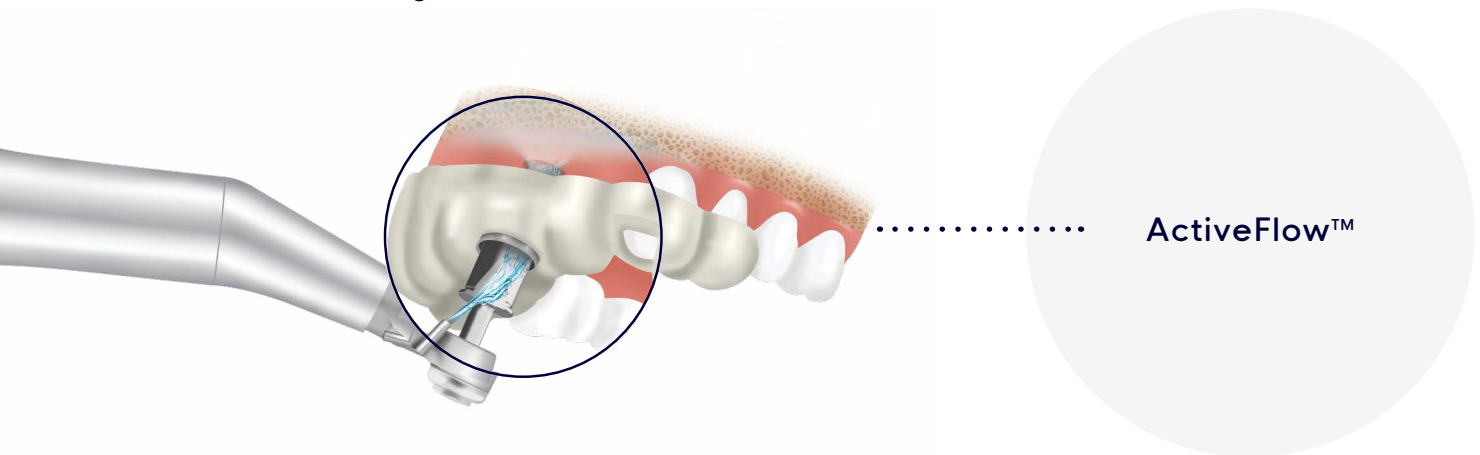
This innovative approach developed to support effortless procedures, accurate and predictable implant placement.



| ActiveFlow™ Irrigation Technology

The adinguide™ ActiveFlow™ Irrigation Technology is a unique design that forces coolant through the guide and ensure that irrigation reaches the bone. Within each cylinder are unique channels which allow coolant to stream through the sleeve while drilling.

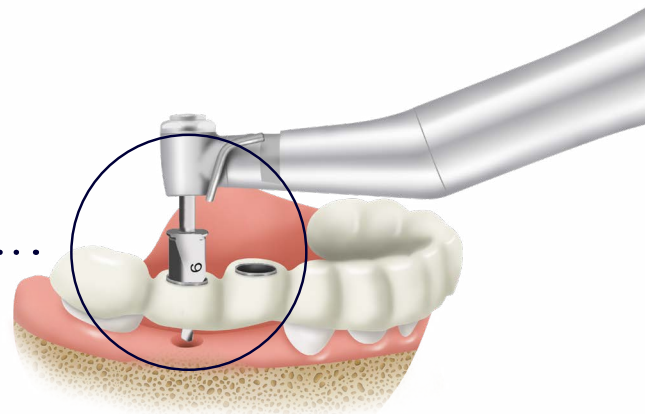
- ActiveFlow™ Technology - through the guide irrigation
- As the drill starts to spin, ActiveFlow™ starts operation
- Delivers the coolant from the hand - piece directly to the surgical site and may prevent bone heating



| Self-Centering Drills & Tools

Our keyless, self - centering drills and tools are designed to enable dentists to perform faster, easier and more intuitive implant surgeries. Organized in a way that enhances safety and ease of use, Adin sleeves are embedded within the 3D printed surgical guide and precisely center and guide drills and insertion tools. Self - centering drills, controlled by a main diameter cylinder at the top of each drill, centers the drill in the guide's sleeve. The surgical guide and drilling procedure are designed so that the self-centering cylinder engages the sleeve before the drill touches the bone in order to ensure correct positioning of the drill.


.....



| Built-in Stoppers Enhance Safety

Built-in stoppers ensure precise and accurate drilling to the desired depth.

The fixed value of the offset between the top of the implant and sleeves allow doctors to decide to use shorter drills than planned. Enabling another safety measure, allowing another layer of verification before reaching the final drilling depth.



| Simplicity

The adinguide™ kits are Intuitive, simple and effortless:

No need for keys, or any other assisting tools. Hassle free, logical and straightforward procedures.



| Minimal Number of Tools

The kit is organized into 6 areas. Each area representing a specific function during implant placement and insertion.

Guided Surgery Kit

RS Touareg™, CloseFit™ RP/WP Implants Drills

GSK001




| Indicators for Ease of Use

Procedure advances from left to right, features Intelligent and logical drill layout

- Each column is marked and color coded for a specific drill and implant diameter Ø
- Color coding with simple direction
- Each row is marked for a specific length
- Indication arrows for direction of workflow

| Drill Indications

Each drill is color coded according to drill diameter and also laser marked for the drill length and diameter. The diameter of each drill group refers to the diameter of the center of the drill, as indicated in the drawing on the right side of the tray. The drawing on the left side provides easy verification of the length of the drills by placing the large cylinders in the carved out area.



.....



| Tissue Punch

The tissue punch is utilized for cutting through soft tissue. It is designed to make a circular incision of 5mm around each planned implant site. The tissue punch is designed to self-center to the surgical guide. It is recommended to use 30 rpm. After punching, take the guide off and remove soft tissue with a compatible instrument.



| Pilot Drill

The starter pilot drill is used to make the initial penetration into bone. It is design for optimal initial centering and also has a reamer that can flatten bone, where applicable.



| Spare Space

This space can be utilized for 18mm drills or any other use.

| Implant Insertion

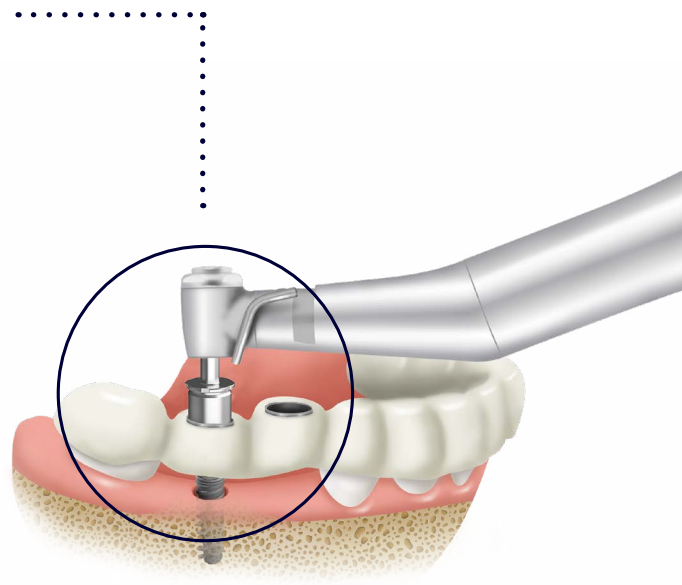
Adin's Guided Surgery System is designed to allow insertion of mountless implants through the sleeves of the surgical guide.

This ensures accurate 3D positioning of the implants.

The insertion tools allow rigid connection to mountless implants by means of a holding screw, delivery and insertion of the implant to its correct position, using either the hand operated ratchet or the handpiece adaptor.

Recommended insertion torque up to 50 Ncm.

To ensure correct orientation of the Hex, the final position of the implant may be adjusted after removal of the surgical guide.



A man with a grey beard and sunglasses is smiling, wearing a white long-sleeved shirt and a large backpack. He is standing in a forest with trees in the background. The text "Guided Surgery Kits" is overlaid on the image.

Guided Surgery Kits





Guided Surgery Kit



RS Touareg™, CloseFit™ RP/WP Implants Drills

GSK001



For full guided procedure:



RS Touareg™ S/OS
Implant Platform



GS Tools Kit RS
GSK003



5.5mmD Sleeve
GS0055



CloseFit™ RP/WP
Implant Platform



GS Accessories
KIT - RP&WP
GSK004



5.5mmD Sleeve
GS0055



GS5055 Tissue Punch 5.0mmD, S-5.5



GS0825 Drill S-5.5, 2.5/1.8mmDx8.0mmL



GS1325 Drill S-5.5, 2.5/1.8mmDx13.0mmL



GS0625 Pilot Drill S-5.5, 2.5/1.8mmDx6.0mmL



GS1025 Drill S-5.5, 2.5/1.8mmDx10.0mmL



GS1625 Drill S-5.5, 2.5/1.8mmDx16.0mmL



GS1125 Drill S-5.5, 2.5/1.8mmDx11.5mmL



GS0632 Drill S-5.5, 3.2/2.5mmDx6.25mmL



GS0638 Drill S-5.5, 3.85/3.2mmDx6.25mmL



GS0646 Drill S-5.5, 4.6/3.85mmDx6.25mmL



GS0832 Drill S-5.5, 3.2/2.5mmDx8.0mmL



GS0838 Drill S-5.5, 3.85/3.2mmDx8.0mmL



GS0846 Drill S-5.5, 4.6/3.85mmDx8.0mmL



GS1032 Drill S-5.5, 3.2/2.5mmDx10.0mmL



GS1038 Drill S-5.5, 3.85/3.2mmDx10.0mmL



GS1046 Drill S-5.5, 4.6/3.85mmDx10.0mmL



GS1132 Drill S-5.5, 3.2/2.5mmDx11.5mmL



GS1138 Drill S-5.5, 3.85/3.2mmDx11.5mmL



GS1146 Drill S-5.5, 4.6/3.85mmDx11.5mmL



GS1332 Drill S-5.5, 3.2/2.5mmDx13.0mmL



GS1338 Drill S-5.5, 3.85/3.2mmDx13.0mmL



GS1346 Drill S-5.5, 4.6/3.85mmDx13.0mmL



GS1632 Drill S-5.5, 3.2/2.5mmDx16.0mmL



GS1638 Drill S-5.5, 3.85/3.2mmDx16.0mmL



GS1646 Drill S-5.5, 4.6/3.85mmDx16.0mmL



Guided Surgery Kit

CloseFit™ UNP/NP Narrow Implants Drills & Tools

GSK002



For full guided procedure:



CloseFit™ NP/UNP
Narrow Implant Platform



Narrow Implants 3.3mmD Sleeve
GS0033

1

GSN3033



Narrow Tissue Punch 3.0mmD, S-3.3

2

GSN0625



Pilot Drill S-3.3, 2.5/1.8mmDx6.0mml

3

GSN1025



Drill S-3.3, 2.5/1.8mmDx10.0mml

4

GSN1125



Drill S-3.3, 2.5/1.8mmDx11.5mml

5

GSN1325



Drill S-3.3, 2.5/1.8mmDx13.0mml

6

GSN1625



Drill S-3.3, 2.5/1.8mmDx16.0mml

7

GS1915



Anchoring Drill S-2.0, 2.0/1.5mmDx19mml

8

GS1917



Anchoring Drill S-2.0, 2.0/1.7mmDx19mml

9

GS0028



Handpiece Guide Fixation Screw Driver

10

GS0018



Guided UNP Handpiece Fixture Mount S-3.3

11

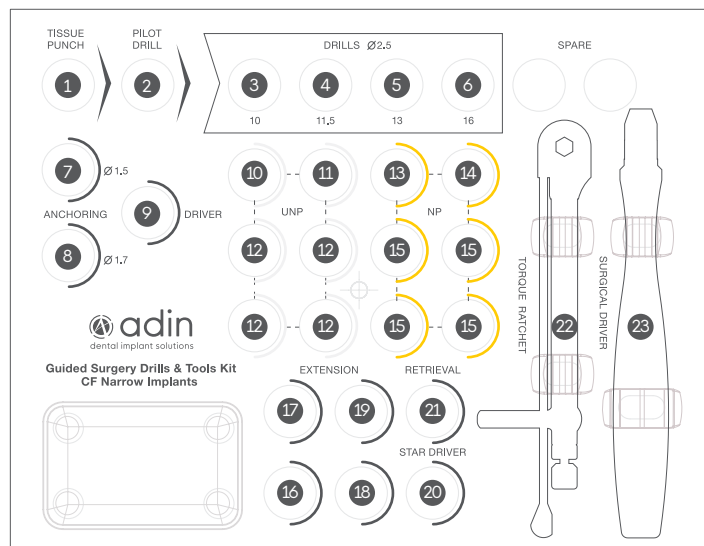
GS0016



Guided UNP Ratchet Fixture Mount S-3.3

12

GS0014

Guided UNP Ratchet Fixture Mount S-3.3,
Screw Retained

13

GS0017



Guided NP Handpiece Fixture Mount S-3.3

14

GS0019



Guided NP Ratchet Fixture Mount S-3.3

15

GS0013

Guided NP Ratchet Fixture Mount
S-3.3, Screw Retained

16

GS0023



Manual Socket L10.5

17

GS0024



Manual Socket L14.5

18

GS0021



Handpiece Socket L10.5

19

RS9027



Drill extension

20

RP0004



Star Hand Driver - Long

21

GS0045



NP&UNP Ratchet retrieval tool

22

GS6111



Surgical Torque Ratchet 35-100 Ncm for hex 4mm

23

GS0027



Guide Fixation Screw Driver



Guided Surgery Kit RS Touareg™ Implants Tools GSK003



For full guided procedure:



RS Touareg™ S/OS
Implant Platform



GS Drill Kit
GSK001



5.5mmD Sleeve
GS0055

1

GS0032



RS Handpiece Fixture Mount

2

GS0034



RS Grip Fixture Mount

3

GS0029



RS Screw Fixture Mount (qty 4)

4

GS1917



Anchoring Drill S-2.0, 2.0/1.7mmDx19mmL

5

GS1915



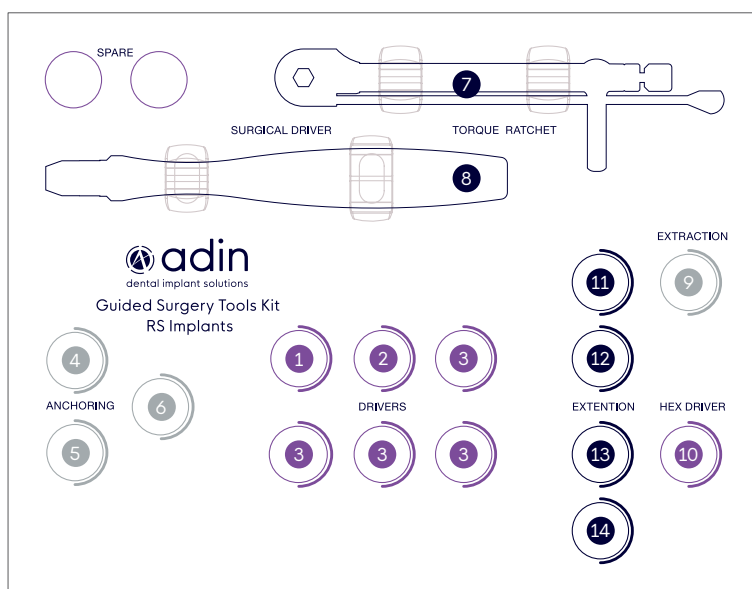
Anchoring Drill S-2.0, 2.0/1.5mmDx19mmL

6

GS0028




Handpiece Guide Fixation Screw Driver



7

GS6111



Surgical Torque Ratchet 35-100 Ncm for hex 4mm

10

RS6094



1.27 Hex Hand Driver-Medium

13

GS0021



Handpiece Socket L10.5

8

GS0027



Guide Fixation Screw Driver

11

GS0023



Manual Socket L10.5

14

RS9027



Drill Extension

9

GS0035



RS Extraction Tool

12

GS0024



Manual Socket L14.5



Guided Surgery Kit

CloseFit™ RP/WP Implants Tools

GSK004



For full guided procedure:




CloseFit™ RP/WP
Implant Platform



GS Drill Kit
GSK001



5.5mmD Sleeve
GS0055

1

GS1915



Anchoring Drill S-2.0, 2.0/1.5mmDx19mmL

2

GS1917



Anchoring Drill S-2.0, 2.0/1.7mmDx19mmL

3

GS0028



Handpiece Guide Fixation Screw Driver

6

GS0037



Guided RP Ratchet Fixture Mount S-5.5,
Screw Retained

7

GS0046



RP Ratchet retrieval tool

4

GS0041



Guided RP Handpiece Fixture Mount S-5.5

5

GS0043



Guided RP Ratchet Fixture Mount S-5.5

8

GS0042



Guided WP Handpiece Fixture Mount S-5.5

9

GS0044



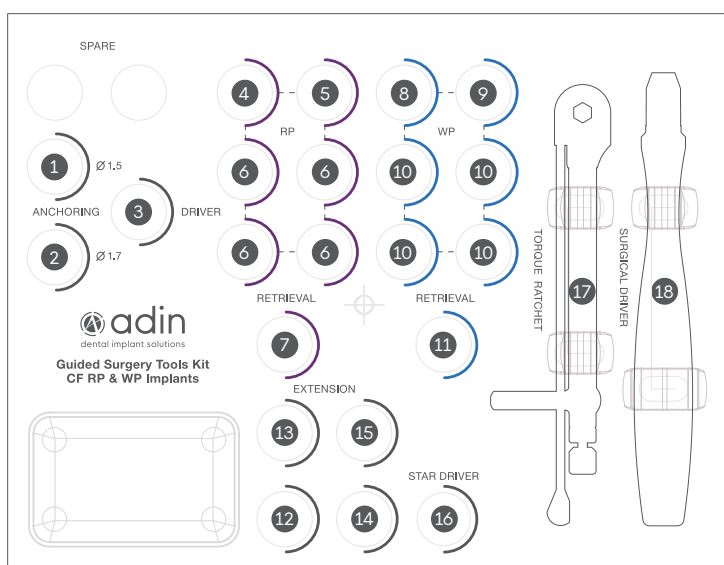
Guided WP Ratchet Fixture Mount S-5.5

10

GS0039



Guided WP Ratchet Fixture Mount S-5.5,
Screw Retained



11

GS0047



WP Ratchet retrieval tool

14

GS0021



Handpiece Socket L10.5

12

GS0023



Manual Socket L10.5

15

RS9027



Drill extension

17

GS6111



Surgical Torque Ratchet 35-100 Ncm for hex 4mm

13

GS0024



Manual Socket L14.5

16

RP0004



Star Hand Driver - Long

18

GS0027



Guide Fixation Screw Driver

Additional Products

Sold separately

Accessories



2mmD Sleeve

Catalog No. GS0020



5mmD Sleeve

Catalog No. GS0055



Narrow Implants 3.3mmD Sleeve

Catalog No. GS0033



Guided Vertical Fixation Screw S-3.3

Catalog No. GS0006



Guided Vertical Fixation Screw S-5.5







Catalog No. GS0007




2.0D 19mmL Anchorage Screw

Catalog No. GS1920

Purchase Options

Catalog No.	Description	Package contents	
GS0006	Guided Vertical Fixation Screw S-3.3		x 3 pack
GS0007	Guided Vertical Fixation Screw S-5.5		x 3 pack
GS1920	2.0mmD Anchoring Screw		x 3 pack
GS0055	5.5mmD Sleeve		x 3 pack
			x 10 pack
GS0033	3.3mmD Narrow Implant Sleeve		x 3 pack
			x 10 pack
GS0020	2.0mmD Anchoring Sleeve		x 3 pack



18mm Drills



Drill S-5.5, 2.5/1.8mmDx18.0mmL

Catalog No. GS1825



Drill S-5.5, 3.2/2.5mmDx18.0mmL

Catalog No. GS1832



Drill S-5.5, 3.85/3.2mmDx18.0mmL

Catalog No. GS1838



Drill S-5.5, 4.6/3.85mmDx18.0mmL

Catalog No. GS1846



Drill S-3.3, 2.5/1.8mmDx18.0mmL

Catalog No. GSN1825



Illustrations are not to scale

Availability of the products in some places is limited and depends on local regulations.
For more information, please contact your local representative.


GSK003

GSK004



GSK001

GSK002



 adinguide™

Take your practice to the next level



About Adin

Every business starts with a vision.

Ours is simple: We want to create the best possible dental implant solutions that offer uncompromising quality at an affordable price. It's our people that help our business thrive and grow. That's why we place so much importance on building strong personal relationships that enable us to meet our doctors and distributors' needs. Understanding that their success is our success, we're focused on providing professional, high quality and affordable solutions and exceptional service that help them grow.

