








# Torque Guide

Recommended insertion torque up to 50Ncm



	Max. torque	Cover Screw	Healing Abutment	TMA Prosthetics	Transfers & Scan bodies
RS	15 Ncm				
UF					
RP,WP,NP					
UNP					

	Max. torque	Temporary Abutment	Cement Retained Titanium Abutment	Casting Abutments	Ti-Base	Ti-Blank
RS	35 Ncm					
UF						
RP,WP,NP	25 Ncm					
UNP						

	Max. torque	Straight TMA Abutment	Angled TMA Abutment	Ball Attachment	Grip Attachment
RS	35 Ncm				
UF					
RP,WP,NP	25 Ncm				
UNP					