



# Internal Hex

Product Catalog

---



# Touareg S/OS™

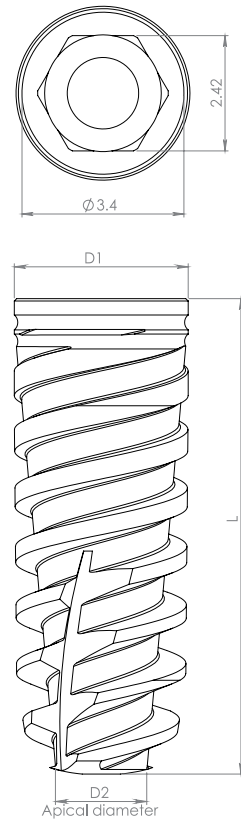
Our most popular implants. Made for simple & streamlined use featuring a high stability mechanism & unique surface treatment with an Internal Hex connection.

Our Touareg™ implants features an active & dynamic self tapping threads, engineered to provide ideal primary stability and immediate loading capabilities in all bone types. Designed for confidence & predictable procedures.

All Touareg™ and restorative parts connect with one unified Internal Hex Connection to simplify management of surgical & prosthetic procedures.

A biocompatible surface treatment that uses gritting with Calcium Phosphate media that is debris free and has been designed to achieve the desired roughness levels needed for optimal osseointegration.

Provides roughened micro and nano-structure surface topography. This structure leads to optimal cell adherence and proliferation in the cavities of the roughened implant surface, significantly increasing the number of cells attached to the surface and is associated with a shorter healing time.



Single restoration system to simplify management of surgical & prosthetic components

Designed to provide high primary stability in all bone types

Built-in platform switching

Redirecting capability for optimal placement

Implant diameter  
Ø 3.5-6mmD

**Micro Threads:**  
Engineered to minimize bone loss & increase bone implant contact

Immediate function capability


Minimally invasive surgery

Self tapping

AB/AE  
Touareg-S™

Double lead threads  
2.4mm(2×1.2mm)  
For fast & efficient insertion

Round apex



# Touareg S™

Recommended insertion torque up to 50 Ncm

	D1	L	D2	Catalog No.
	3.5	8.0	1.9	ISPS0835
		10.0	1.9	ISPS1035
		11.5	1.5	ISPS1135
		13.0	1.5	ISPS1335
		16.0	1.5	ISPS1635
		18.0	1.5	ISPS1835
	3.75	8.0	1.6	ISPS0838
		10.0	1.6	ISPS1038
		11.5	1.6	ISPS1138
		13.0	1.6	ISPS1338
		16.0	1.6	ISPS1638
		18.0	1.6	ISPS1838
	4.2	6.25	2.0	ISPS0642
		8.0	2.0	ISPS0842
		10.0	2.0	ISPS1042
		11.5	2.0	ISPS1142
		13.0	2.0	ISPS1342
		16.0	1.9	ISPS1642
		18.0	1.9	ISPS1842
	5.0	6.25	2.5	ISPS0650
		8.0	2.5	ISPS0850
		10.0	2.5	ISPS1050
		11.5	2.5	ISPS1150
		13.0	2.5	ISPS1350
		16.0	2.5	ISPS1650
	6.0	6.25	3.5	ISPS0660
		8.0	3.5	ISPS0860
		10.0	3.5	ISPS1060
		11.5	3.5	ISPS1160
		13.0	3.5	ISPS1360

Radiographic Template Touareg S™ | ASD0610

# Touareg OS™

Recommended insertion torque up to 50 Ncm

	D1	L	D2	Catalog No.
	3.5	8.0	1.9	ISF0835
		10.0	1.9	ISF1035
		11.5	1.5	ISF1135
		13.0	1.5	ISF1335
		16.0	1.5	ISF1635
		18.0	1.5	ISF1835
	3.75	8.0	1.6	ISF0838
		10.0	1.6	ISF1038
		11.5	1.6	ISF1138
		13.0	1.6	ISF1338
		16.0	1.6	ISF1638
		18.0	1.6	ISF1838
	4.2	6.25	2.0	ISF0642
		8.0	2.0	ISF0842
		10.0	2.0	ISF1042
		11.5	2.0	ISF1142
		13.0	2.0	ISF1342
		16.0	1.9	ISF1642
		18.0	1.9	ISF1842
	5.0	6.25	2.5	ISF0650
		8.0	2.5	ISF0850
		10.0	2.5	ISF1050
		11.5	2.5	ISF1150
		13.0	2.5	ISF1350
		16.0	2.5	ISF1650
	6.0	6.25	3.5	ISF0660
		8.0	3.5	ISF0860
		10.0	3.5	ISF1060
		11.5	3.5	ISF1160
		13.0	3.5	ISF1360

Radiographic Template Touareg OS™ | ASD0610

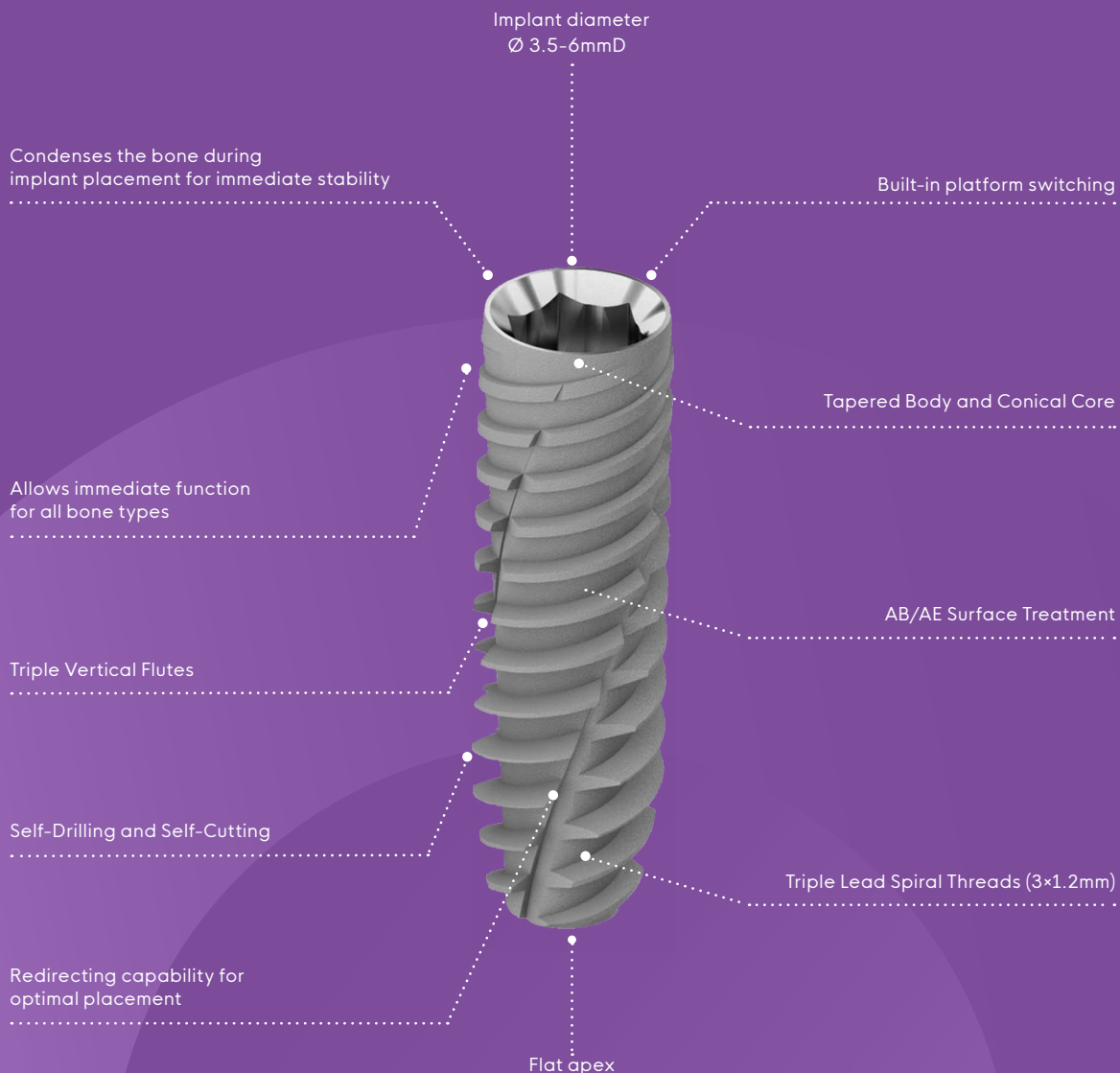

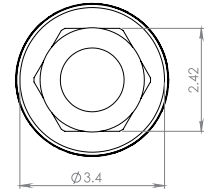
# Triple™

Triple is a unique triple spiral trapezoid thread dental implant. With vertical cutting channels that run the full length of the implant it offers three main advantages

- Insertion speed
- Ease of installation and restoration
- High instantaneous stability

The Triple has three vertical channels from the neck of the implant to the bottom for improved balance of power transfer to the bone.

The unique external thread, with three starts and a step of 3.6 mm (3×1.2 mm), for bone cutting. Easier and smoother and faster to insert than any other implant in the category.

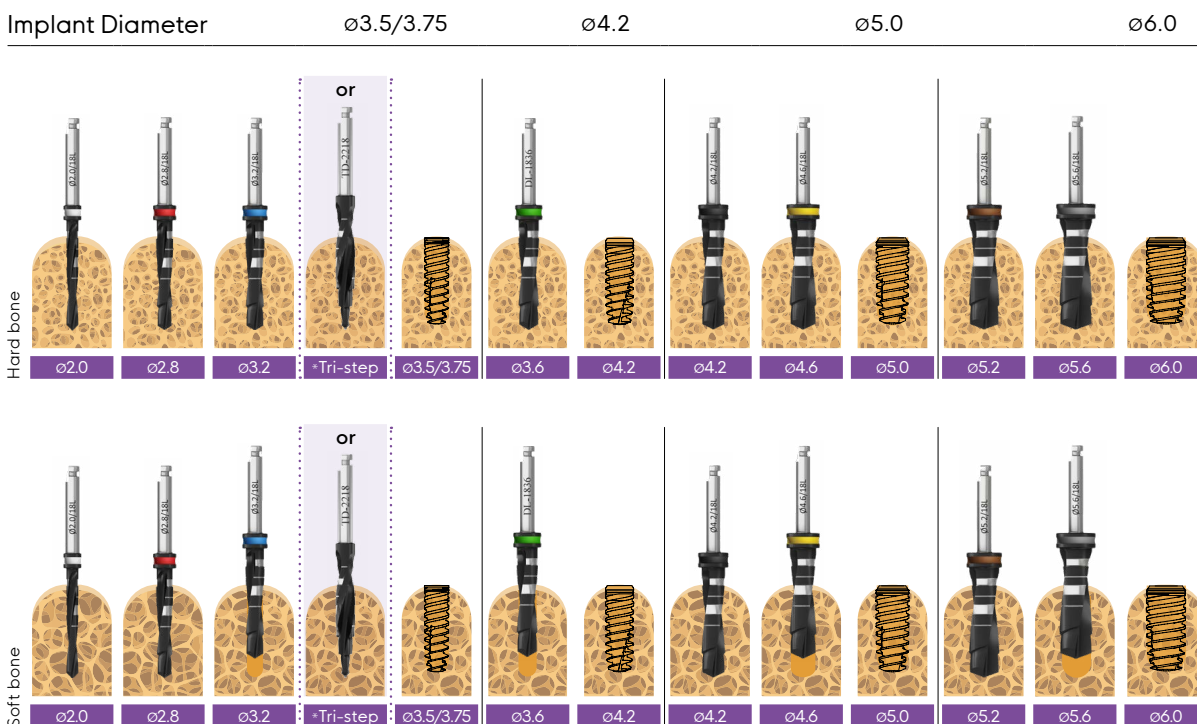


Recommended insertion torque up to 50 Ncm

	D1	L	D2	Catalog No.		D1	L	D2	Catalog No.
	3.5	8.0	2.2	IST0835		4.2	6.25	2.7	IST0642
		10.0	2.2	IST1035			8.0	2.7	IST0842
		11.5	2.2	IST1135			10.0	2.7	IST1042
		13.0	2.2	IST1335			11.5	2.7	IST1142
		16.0	2.2	IST1635			13.0	2.7	IST1342
		18.0	2.0	IST1835			16.0	2.7	IST1642
	3.75	8.0	2.3	IST0838		5.0	6.25	3.3	IST0650
		10.0	2.3	IST1038			8.0	3.3	IST0850
		11.5	2.3	IST1138			10.0	3.3	IST1050
		13.0	2.3	IST1338			11.5	3.3	IST1150
		16.0	2.3	IST1638	13.0	3.3	IST1350		
		18.0	2.3	IST1838		6.0	6.25	4.2	IST0660
			8.0	4.2			IST0860		
			10.0	4.2			IST1060		
			11.5	4.2			IST1160		
						13.0	4.2	IST1360	
						16.0	4.2	IST1660	

Radiographic Template Triple™ | ASD0616

Drill Sequence for Toureg S/OS™ & Triple™ Recommended drilling speed up to 1200 rpm



All measurements are in mm.

\*For initial drilling, you may use Tri-step drill instead of ø2, ø2.8 and ø3.2 drills in sequence.

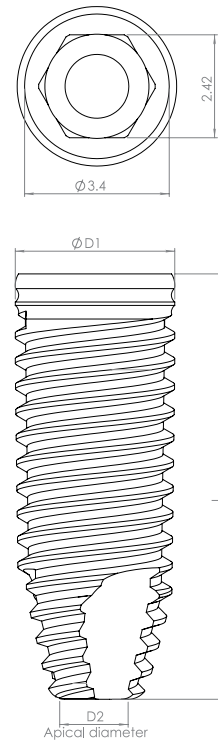
Note: (x.xx) Drill to the depth of the cortex only. All measurements are in mm.

⚠ CAUTION: The drill preparation is up to 1mm longer than the implant. \* The drill apical step = 1.8mmD

# Swell™

The Swell™ - A hybrid implant with a parallel body, tapered apex and a V-shaped thread design. Its' design allows for accurate positioning, improved aesthetics and better load distribution. Recommended for use in the mandibular arch.

The Swell™ implant features Alumina Oxide Blasted/Acid Etched (AB/AE) surface treatment.



Accurate positioning, improved aesthetics and better load distribution

Immediate function capability

V-Shape thread design

Self tapping

Redirecting capability for optimal placement

Implant diameter  
Ø 3.3-6mmD

**Micro Threads:**  
Engineered to enhance bone regeneration, prevent bone loss & increase bone implant contact

Parallel Body

**Double Lead Threads**  
(2X0.6mm) for Fast, Efficient Insertion

Tapered apex

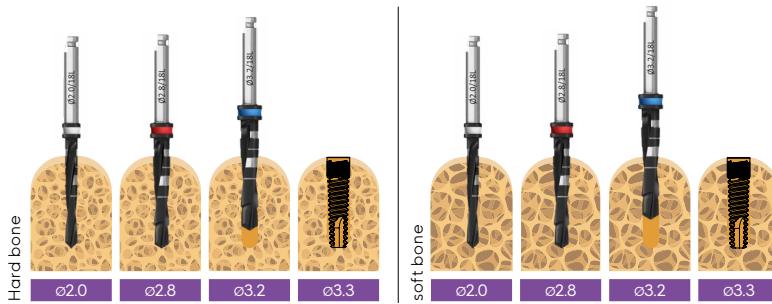
	D1	L	D2	Catalog No.
	3.3	10.0	2.2	ID1033
		11.5	2.2	ID1133
		13.0	2.2	ID1333
		16.0	2.2	ID1633
		18.0	2.2	ID1833
	3.75	8.0	2.0	ID0838
		10.0	2.0	ID1038
		11.5	2.0	ID1138
		13.0	2.0	ID1338
		16.0	2.0	ID1638
		18.0	2.0	ID1838

	D1	L	D2	Catalog No.
	4.2	6.25	2.6	ID0642
		8.0	2.6	ID0842
		10.0	2.6	ID1042
		11.5	2.6	ID1142
		13.0	2.6	ID1342
		16.0	2.6	ID1642
		18.0	2.6	ID1842
	5.0	6.2	3.4	ID0650
		8.0	3.4	ID0850
		10.0	3.4	ID1050
		11.5	3.4	ID1150
		13.0	3.4	ID1350
		16.0	3.4	ID1650
	6.0	6.2	4.4	ID0660
		8.0	4.4	ID0860
		10.0	4.4	ID1060
		11.5	4.4	ID1160
		13.0	4.4	ID1360

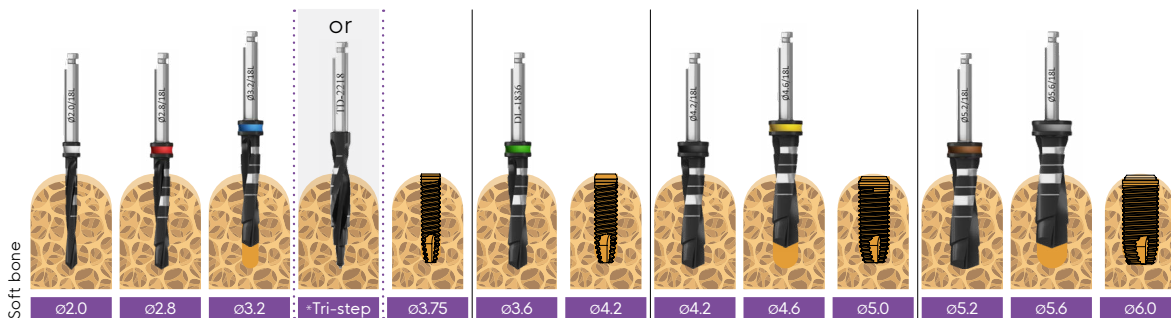
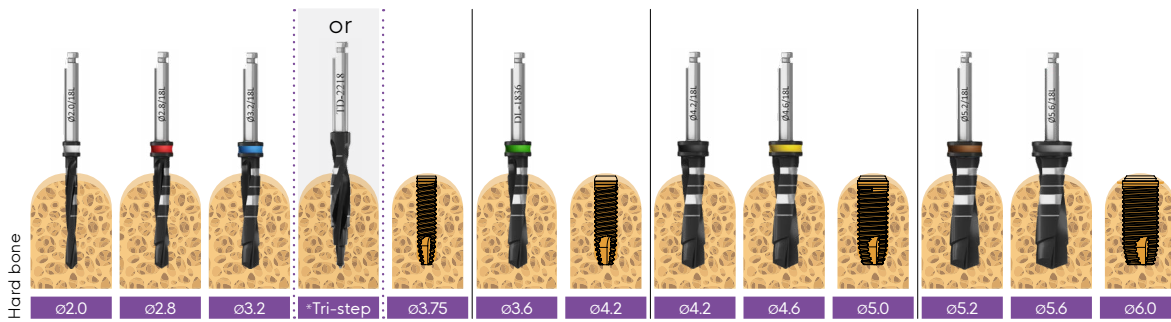
Radiographic Template Swell™ | ASD0613

**Drill Sequence for Swell™** Recommended drilling speed up to 1200 rpm

Implant Diameter  $\varnothing 3.3$



Implant Diameter  $\varnothing 3.75$        $\varnothing 4.2$        $\varnothing 5.0$        $\varnothing 6.0$



All measurements are in mm.


\*For initial drilling, you may use Tri-step drill instead of  $\varnothing 2$ ,  $\varnothing 2.8$  and  $\varnothing 3.2$  drills in sequence.

Note: (x.xx) Drill to the depth of the cortex only. All measurements are in mm.

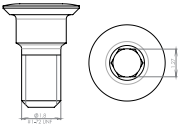

⚠ CAUTION: The drill preparation is up to 1mm longer than the implant. \* The drill apical step = 1.8mmD

# Cover Screw & Healing Abutments

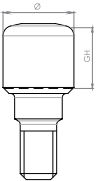

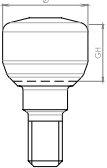

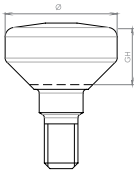

Recommended Torque 15(Ncm)



## Cover Screw Packed with implant

		Description	Catalog No.
		Cover Screw	RS3435

## Healing Abutments

		Description	GH	Ø	Catalog No.
		RS Slim Healing Abutment	2.0	3.5	RS3027
			3.0	3.5	RS3028
			4.0	3.5	RS3029
			5.0	3.5	RS3030
			6.0	3.5	RS3031
			7.0	3.5	RS3040
		RS Healing Abutment	2.0	4.5	RS3022
			3.0	4.5	RS3023
			4.0	4.5	RS3024
			5.0	4.5	RS3025
			6.0	4.5	RS3026
			7.0	4.5	RS3042
		RS Wide Healing Abutment	2.0	6.0	RS3012
			3.0	6.0	RS3013
			4.0	6.0	RS3014
			5.0	6.0	RS3015
			6.0	6.0	RS3016
			7.0	6.0	RS3017

# Impression

Recommended Torque 15(Ncm)

Our components for taking impressions for all restoration types can be successfully utilized for digital or conventional protocols either implant-level or abutment level procedures.

Our broad range of solutions and flexible designs enable easy and accurate restorative planning, whether you're dealing with a single tooth, multiple teeth, bridge or full mouth rehabilitation.



## Transfers | Recommended Torque 15(Ncm)

		RS Open Tray Transfer Short	20.0	6.0	12.4	RS3513
		RS Open Tray Transfer Long	24.0	6.0	15.4	RS3517

	Close Tray	Description	L	D1	H	Catalog No.
		RS Close Tray Transfer Short	11.0	4.6	9.0	RS5111
		RS Close Tray Transfer Long	15.0	4.6	13.0	RS5115


	Description	H	Catalog No.		Description	H	Catalog No.
	RS Scan Body	7.0	RS0088		RS Scan Body	10.0	RS0089















## Analogs

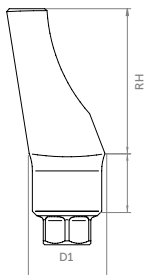
	Description	L	D1	Catalog No.		Description	Catalog No.		Description	L	D1	Catalog No.
	RS Digital Model Analog	10.0	3.75	RS1000		Retaining Screw	RS1002		RS Internal Hex Implant Analog	12.6	3.75	RS5737

# Temporary & Cement Retained Restoration

Recommended Torque 35(Ncm)



	Description	D1	GH	RH	Catalog No.
	RS Engaging Straight Cylindrical Titanium Abutment	4.5	2	7.9	RS3411
	RS Non-Engaging Straight Cylindrical Titanium Abutment	4.5	2	7.9	RS3422
	RS Esthetic Straight Abutments	4.5	1	6.5	RS0010
		4.5	2	6.5	RS0011
		4.5	3	6.5	RS0012
	RS Straight Titanium Abutment - No End Line	4.5	1	7.5	RS3800
	RS Titanium Straight Abutments	4.5	1	7.7	RS3801
		4.5	2	7.7	RS3802
		4.5	3	7.7	RS3803
		4.5	4	7.7	RS3804
		4.5	5	7.7	RS3805
	RS Straight Titanium Abutment Long	4.5	1.3	11	RS3811
	RS One Piece Screw-In Abutment	4.5	1.5	9.3	RS3812
	RS Slim Titanium Abutments	3.9	0.85	2.8	RS3903
		3.9	0.85	5.4	RS3906
		3.9	0.85	7.9	RS3908
	RS Titanium Abutment 5.0 mmD Wide	5.0	2.2	7.4	RS3950
	RS Angled Titanium Abutments 15°	4.7	1.6	7.2	RS4015
		4.68	1.5	10	RS4016
	RS Slim Angled Abutments 15° - No End Line	3.8	1	7.4	RS4017
		3.8	2	7.4	RS4018
		3.8	3	7.4	RS4019
	RS Esthetic Angled Titanium Abutments 15°	4.6	1	7.3	RS4115
		4.6	2	7.3	RS4117
		4.6	3	7.3	RS4119
	RS Angled Titanium Abutment 25°	4.7	2	7	RS4025
	RS Angled Titanium Abutment 35°	4.9	2	8	RS4035




# Iris™ Snap - on for Touareg S/OS™

Adin's Snap-on impression is an effective and easy option for both implant level and abutment level impression copying. Plastic pickup cap placed over a precision machined abutment allows for accurate coping utilizing closed tray impression.

Adin's Snap-on range aims to allow flexibility by offering various options to match users preferred method of use through pre packed kits:

- IRIS™ Kit - abutment level impression and restoration set
- Snap-on impression kit - implant level impression



## Iris™ Kit



Description	RH	GH	Catalog No.
Iris™ RS Kits	4	1	IR4041
		2	IR4042
		3	IR4043
		4	IR4044
	6	1	IR4061
		2	IR4062
		3	IR4063
		4	IR4064
	8	1	IR4081
		2	IR4082
		3	IR4083
		4	IR4084

Description	RH	GH	Catalog No.
Iris™ RS Snap-on Impression Kit	4	1	IR4141
		2	IR4142
		3	IR4143
		4	IR4144
	6	2	IR4262
		4	IR4264

- Abutment | Snap-on impression cap | Implant analog

Description	RH	GH	Catalog No.
Iris™ RS Abutment	4	1	IR0441
		2	IR0442
		3	IR0443
		4	IR0444
	6	1	IR0461
		2	IR0462
		3	IR0463
		4	IR0464
	8	1	IR0481
		2	IR0482
		3	IR0483
		4	IR0484

- Abutment | Snap-on impression cap | Implant analog

- Abutment | Snap-on cap | Anti-rotation burnout sleeve (red)
- Free-rotation burnout sleeve (White)
- Patient comfort cap | Abutment level replica


Description	RH	Catalog No.
Implant Analog	-	RS5737
Iris™ Abutment replica	4	IR0404
	6	IR0406
	8	IR0408
Iris™ PEEK Comfort cap	4	IR0180
	6	IR0181
	8	IR0189

Description	Qty	Catalog No.
Iris™, Burnout anti rotation cap red	1	IR0182
	4	IR0185
Iris™, Burnout cap white	4	IR0183
	6	IR0186
	1	IR0179
Iris™, Impression coping	4	IR0184

# Screw - Retained Restoration

## Casting Abutments

Recommended Torque 35(Ncm)



		Description	D1	GH	RH	Catalog No.
		RS Engaging Gold/Plastic Abutment	3.9	0.5	10	RS3090
		RS Engaging Plastic Casting Standard Abutment	4.5	0.8	7.9	RS5010
		RS Engaging Plastic Cylinder Casting Abutment	3.9	0.6	10.8	RS5000
		RS Non-Engaging Plastic Cylinder Casting Abutment	3.9	0.6	10.8	RS5020
		RS Engaging Plastic Standard Abutment	4.5	2.0	6.9	RS5030
		RS Engaging Plastic Cylinder Abutment	4.5	2.0	7.9	RS5040
		RS Non-Engaging Plastic Standard Abutment	4.5	2.0	7.9	RS5050
		RS Engaging Cobalt Chrome/Plastic Abutment	3.9	0.5	10.0	RS3094
		RS Engaging Titanium/Plastic Abutment	4.9	1.4	10.0	RS3095
		RS Non-Engaging Cobalt Chrome/Plastic Abutment	3.9	0.5	10.0	RS3100
RS Non-Engaging Titanium/Plastic Abutment		4.9	1.4	9.6	RS3097	

Prosthetic	Catalog No.	Open Tray	Catalog No.	Close Tray	Catalog No.
	RS3400		RS3428		RS5126
	RS3402		RS3429		RS5127
	RS3480				

# STMA™ Recommended Torque 35(Ncm)

Adin's STMA screw-retained restoration system leverages the exceptional flexibility of TMA abutments, making it ideal for both multi-unit bridges and full-arch restorations. This versatile system ensures precise and adaptable outcomes by combining the security of screw retention with the advantages of a trans-gingival approach, enhancing aesthetics, safety, and ease of maintenance. The STMA's recommended torque is 35 Ncm.

Its concave design promotes a thick mucosal seal around the trans-gingival connection, resulting in a natural, metal-free appearance and an optimized emergence profile. Complemented by golden anodization that minimizes tissue transparency and metal visibility for a truly harmonious look.

Perfect for complex cases, including divergent implant angles, while offering straight and angled (17°, 30°) options.

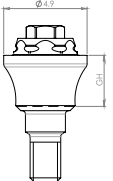

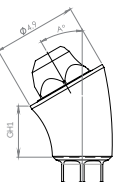

The concave abutment design encourages a healthy peri-implant environment and natural soft tissue contours.

The elevated platform simplifies restorative seating when implant-level restorations are challenging.

Abutments are delivered with handles for effortless insertion and secure seating.

Compatible with open and closed tray impression techniques, as well as scan bodies for seamless digital workflows and replicas.


Available in a variety of gingival heights to achieve optimal aesthetic results in diverse clinical situations.

		Description	GH1	Catalog No.
		RS Straight Single TMA 1mm	1.0	RS3731S
		RS Straight Single TMA 2mm	2.0	RS3732S
		RS Straight Single TMA 3mm	3.0	RS3733S
		RS Straight Single TMA 4mm	4.0	RS3729S
		RS Straight Single TMA 5mm	5.0	RS3730S
		Description	GH1	Catalog No.
		RS Angled Single TMA Abutment 17° 1mm	1.0	RS3736S
		RS Angled Single TMA Abutment 17° 2mm	2.0	RS3734S
		RS Angled Single TMA Abutment 17° 3mm	3.0	RS3737S
		RS Angled Single TMA Abutment 17° 4mm	4.0	RS3739S
		RS Angled Single TMA Abutment 30° 1mm	1.0	RS3740S
		RS Angled Single TMA Abutment 30° 2mm	2.0	RS3741S
		RS Angled Single TMA Abutment 30° 3mm	3.0	RS3735S
		RS Angled Single TMA Abutment 30° 4mm	4.0	RS3738S

## Transfers


	Single TMA Impression Coping Open Tray	11.0	4.9	3.1	RS5006S		Single TMA Closed Tray Transfer	8.0	4.9	4.1	RS5011S
-------------------------------------------------------------------------------------	----------------------------------------	------	-----	-----	---------	-------------------------------------------------------------------------------------	---------------------------------	-----	-----	-----	---------

## Snap-On


	IRIS™, Impression coping	10	5.5	7.5	IR0179
-------------------------------------------------------------------------------------	--------------------------	----	-----	-----	--------

		Description	L	D1	Catalog No.			Description	L	D1	Catalog No.
	Single TMA Abutment Replica		14.6	4.9	RS5004S		Single TMA Digital Model Replica Recommended torque 15(Ncm)	9.0	4.9	RS1001S	


## Scan Bodies





	Description	L	D1	Catalog No.
	Single TMA Scan Body	6.0	4.9	TM0006S
		9.0	4.9	TM0009S

## STMA Screw For Scan Body & Cementing Cone



	Description	Catalog No.
	TMA Scan Body Screw	TM0001




## STMA Screw Temporary Cylinder & STMA Direct Option

	Description	Catalog No.
	TMA Prosthetic Screw	RS3404

	Description	L	D1	D2	H	Catalog No.
	Single TMA Titanium Temporary	12.0	4.9	3.5	10.5	RS4900S
	Single TMA Plastic Casting Sleeve w/Prosthetic Screw	12.0	4.9	3.3	10.5	RS5001S
	Single TMA Healing Cup	5.5	4.9	3.5	-	RS5005S
	Single TMA Cementing Cone, low profile	4.9	5.5	3.2	-	TM0011S

## Tool Drivers | For Angled TMA/TMA Prosthetic Screws

	For Angled TMA/TMA prosthetic screw	L	Catalog No.
	Star Hand Driver Short	23.4	RP0064
	Star Hand Driver Long	28.4	RP0004
	Star Torque Driver-Short	20.4	RP0065
	Star Torque Driver-Long	25.4	RP0005

	For straight TMA	L	Catalog No.
	TMA/FC Hex Torque Driver - Short	20	RS6197
	TMA/FC Hex Torque Driver - Long	25	RS6196
	TMA/FC Female Hand Hex Driver-Short	22.4	RS6193
	TMA/FC Female Hand Hex Driver-Long	28.4	RS6191
	TMA/FC Hex Handpiece Adapter-Short	20	RS6194
	TMA/FC Hex Handpiece Adapter-Long	25	RS6195A





# CAD/CAM

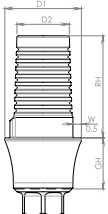

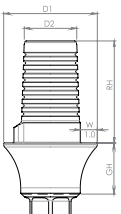

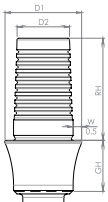

Adin's CAD/CAM components and digital libraries enable clinicians and technicians to design and manufacture state-of-the-art restorations supported by Adin's implants, using current digital restoration processes.

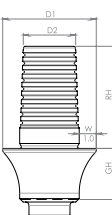

The variety of components ensures endless restorative options for treatment of single, multiple, partially, or fully edentulous cases.



For Intra-oral and Desktop Scanner		H	Catalog No.	For Medentika PreFace® Holder		Ø	Catalog No.
	RS Scan Body	7	RS0088		Ti Blank	11.5	RS1411
		10	RS0089			15.8	RS1415

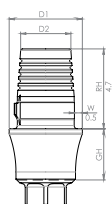

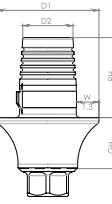

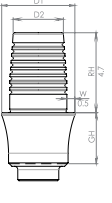

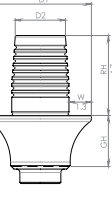

## Ti Base Abutments | Recommended Torque 35(Ncm)

	Description	RH	GH	D1	D2	Catalog No.
	 Ti Base RS Abutment, <b>Engaged</b>	4.0	1.0	4.5	3.2	TB04411
		4.0	2.0	4.5	3.2	TB04421
		4.0	3.0	4.5	3.2	TB04431
		4.0	4.0	4.5	3.2	TB04441
		6.0	1.0	4.5	3.1	TB04611
		6.0	2.0	4.5	3.1	TB04621
		6.0	3.0	4.5	3.1	TB04631
		6.0	4.0	4.5	3.1	TB04641
		8.0	1.0	4.5	2.9	TB04811
		8.0	2.0	4.5	2.9	TB04821
		8.0	3.0	4.5	2.9	TB04831
		8.0	4.0	4.5	2.9	TB04841
	 Ti Base RS Abutment, <b>Engaged Wide</b>	4.0	1.0	5.5	3.2	TB04411W
		4.0	2.0	5.5	3.2	TB04421W
		4.0	3.0	5.5	3.2	TB04431W
		4.0	4.0	5.5	3.2	TB04441W
		6.0	1.0	5.5	3.1	TB04611W
		6.0	2.0	5.5	3.1	TB04621W
		6.0	3.0	5.5	3.1	TB04631W
		6.0	4.0	5.5	3.1	TB04641W
		8.0	1.0	5.5	2.9	TB04811W
		8.0	2.0	5.5	2.9	TB04821W
		8.0	3.0	5.5	2.9	TB04831W
		8.0	4.0	5.5	2.9	TB04841W
	 Ti Base RS Abutment, <b>Non Engaged</b>	4.0	1.0	4.5	3.2	TB04412
		4.0	2.0	4.5	3.2	TB04422
		4.0	3.0	4.5	3.2	TB04432
		4.0	4.0	4.5	3.2	TB04442
		6.0	1.0	4.5	3.1	TB04612
		6.0	2.0	4.5	3.1	TB04622
		6.0	3.0	4.5	3.1	TB04632
		6.0	4.0	4.5	3.1	TB04642
		8.0	1.0	4.5	2.9	TB04812
		8.0	2.0	4.5	2.9	TB04822
		8.0	3.0	4.5	2.9	TB04832
		8.0	4.0	4.5	2.9	TB04842

		RH	GH	D1	D2	Catalog No.
  <p>Ti Base RS Abutment, <b>Non-Engaged Wide</b></p>	4.0	1.0	5.5	3.2	TB04412W	
	4.0	2.0	5.5	3.2	TB04422W	
	4.0	3.0	5.5	3.2	TB04432W	
	4.0	4.0	5.5	3.2	TB04442W	
	6.0	1.0	5.5	3.1	TB04612W	
	6.0	2.0	5.5	3.1	TB04622W	
	6.0	3.0	5.5	3.1	TB04632W	
	6.0	4.0	5.5	3.1	TB04642W	
	8.0	1.0	5.5	2.9	TB04812W	
	8.0	2.0	5.5	2.9	TB04822W	
	8.0	3.0	5.5	2.9	TB04832W	
	8.0	4.0	5.5	2.9	TB04842W	

## C-Type Ti Base Abutments | Recommended Torque 35(Ncm)

For further product information and use please refer to IFU028

	Description	RH	GH	D1	D2	Catalog No.
  <p>C-Type Ti Base RS Abutment, <b>Engaged</b></p>	4.7	1.0	4.3	2.9	TB04414	
	4.7	2.0	4.3	2.9	TB04424	
	4.7	3.0	4.3	2.9	TB04434	
	4.7	4.0	4.3	2.9	TB04444	
  <p>C-Type Ti Base RS Abutment, <b>Engaged Wide</b></p>	4.7	1.0	6.0	2.9	TB04414W	
	4.7	2.0	6.0	2.9	TB04424W	
	4.7	3.0	6.0	2.9	TB04434W	
	4.7	4.0	6.0	2.9	TB04444W	
  <p>Ti Base RS Abutment, <b>Non Engaged</b></p>	4.7	1.0	4.3	2.9	TB04415	
	4.7	2.0	4.3	2.9	TB04425	
	4.7	3.0	4.3	2.9	TB04435	
	4.7	4.0	4.3	2.9	TB04445	
  <p>Ti Base RS Abutment, <b>Non Engaged Wide</b></p>	4.7	1.0	6.0	2.9	TB04415W	
	4.7	2.0	6.0	2.9	TB04425W	
	4.7	3.0	6.0	2.9	TB04435W	
	4.7	4.0	6.0	2.9	TB04445W	

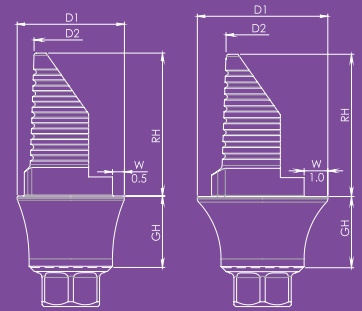


# CAD/CAM | Angulated Screw Channel




The angulated screw channel (ASC) solution offers a transformative approach to dental restorations. ASC strategically places a screw access hole at an angle within the prosthesis, optimizing both function and esthetics.

By integrating digital planning and specialized drivers, ASC enhances accuracy and predictability in implant-supported restorations. This approach signifies a significant advancement in dental care, prioritizing esthetics and functionality to ensure patient satisfaction.

Adin's angulated screw channel Ti bases support gingival heights of 1-3mm for every each implant platform and allow for angulation of up to 20 degrees.






## Ti Base Abutment Angular

	RH	GH	D1	D2	Catalog No.		RH	GH	D1	D2	Catalog No.
 <p>Ti Base Abutment Angular Engaged</p>	4.0	1.0	4.5	3.2	TB04413	 <p>Ti Base Abutment Angular Engaged Wide</p>	4.0	1.0	5.5	3.2	TB04413W
	4.0	2.0	4.5	3.2	TB04423		4.0	2.0	5.5	3.2	TB04423W
	4.0	3.0	4.5	3.2	TB04433		4.0	3.0	5.5	3.2	TB04433W
	6.0	1.0	4.5	3.1	TB04613		6.0	1.0	5.5	3.1	TB04613W
	6.0	2.0	4.5	3.1	TB04623		6.0	2.0	5.5	3.1	TB04623W
	6.0	3.0	4.5	3.1	TB04633		6.0	3.0	5.5	3.1	TB04633W
	8.0	1.0	4.5	2.9	TB04813		8.0	1.0	5.5	2.9	TB04813W
	8.0	2.0	4.5	2.9	TB04823		8.0	2.0	5.5	2.9	TB04823W
	8.0	3.0	4.5	2.9	TB04833		8.0	3.0	5.5	2.9	TB04833W
	Abutments are supplied with RS3405 screw. Recommended torque 30-35Ncm. Also available separately.										RS3405

## Angulated Tools

	Description	L	L2	D1	D2	Catalog No.
	Angulated Screw Extractor Hand Driver	24.7	10	1.4	9.4	RP6400
	Angulated Star Screw Hand Driver - Short 23.4L	23.4	9.0	1.4	9.4	RP6401
	Angulated Star Screw Hand Driver - Long 28.4L	28.4	14.0	1.4	9.4	RP6402
	Angulated Star Screw Torque Driver - Short 17.0L	17.0	11.0	1.4	7.0	RP6403
	Angulated Star Screw Torque Driver - Long 22.0L	22.0	16.0	1.4	7.0	RP6404
	Angulated Star Screw Handpiece Driver - Extra Short 20.0L	20.0	7.0	1.4	2.35	RP6405
	Angulated Star Screw Handpiece Driver - Short 25.0L	25.0	12.0	1.4	2.35	RP6406
	Angulated Star Screw Handpiece Driver - Long 30.0L	30.0	17.0	1.4	2.35	RP6407



## Digital Analogs

	Description	L	D1	Catalog No.		Description	Catalog No.		Description	L	D1	D2	Catalog No.
	RS Digital Model Analog	10.0	3.75	RS1000		Retaining Screw	RS1002		TMA Digital Model Replica Recommended torque 15(Ncm)	12.0	4.9	3.8	RS1001



## Screws

	Description	Catalog No.
	Prosthetic Screw For Scan Body 7mm	RS3400
	Screw for Closed Tray Transfer For Scan Body 10mm	RS3425
	Short Prosthetic Screw For Ti Bases & Ti Blanks	RS3402






## TMA - Multi Unit Screws

	Description	Catalog No.
	TMA Scan Body Screw	TM0001
	TMA Prosthetic Screw	RS3404

| For Intra-oral and Desktop Scanner

	Description	L	D1	Catalog No.		Description	L	D1	Catalog No.
	Single TMA Scan Body	6.0	4.9	TM0006S		TMA Scan Body	6.0	4.9	TM0006
		9.0	4.9	TM0009S			9.0	4.9	TM0009

## STMA / TMA Cementing Cone & Temporary Cylinder

	Description	L	D1	D2	Catalog No.		Description	L	D1	D2	Catalog No.
	Single TMA Titanium Temporary	12.0	4.9	3.5	10.5	RS4900S		4.9	5.5	3.2	TM0011S
								4.9	5.5	3.2	TM0011
	TMA Titanium Temporary	12.0	4.9	3.5	10.5	RS4900		4.9	4.9	3.8	TM0010

## Tool Drivers

	Description	L	Catalog No.		Description	L	Catalog No.
	1.27 Hex Hand Driver Short	22.4	RS6095		1.27 Hex Hand Driver Medium	28.4	RS6094


# TMA™ - Multi Unit Recommended Torque 35(Ncm)

Our TMA™ (Trans Mucosal Abutment) system is indicated for multiple-unit, screw-retained restorations and may be used in combination with an implant level framework design.

The TMA™ system is used to elevate the restorative seating platform when restoration at implant level is not indicated or practical due to the depth or angle of the implant.

The TMA™ System is designed to allow better prosthetics access when using implants with divergent angles accommodate full and partial edentulous arches, especially when using angled implants and all-on-x technique for full arch restoration.

The TMA™ abutment system is available in straight or angled (17°, 30°, 45°, 52°, 60°), engaging the Internal Hex for indexing, with a selection of collar heights. Abutments are delivered with handles for easy insertion and to assist with seating.



		Description	GH	Catalog No.
		RS Straight TMA 1mm	1.0	RS3731
		RS Straight TMA 2mm	2.0	RS3732
		RS Straight TMA 3mm	3.0	RS3733
		RS Straight TMA 4mm	4.0	RS3729
		RS Straight TMA 5mm	5.0	RS3730
		RS Angled TMA 17° 2mm	2.0	RS3734
		RS Angled TMA 30° 3mm	3.0	RS3735
		RS Angled TMA 17° 3mm	3.0	RS3737
		RS Angled TMA 30° 4mm	4.0	RS3738
		RS Angled TMA 45° 4mm	4.0	RS3736
		RS Angled TMA 52° 5mm	4.9	RS3739
		RS Angled TMA 60° 5mm	5.8	RS3740

## Transfers


	TMA Impression Coping Open Tray	11.0	4.9	3.1	RS5006
	TMA Closed Tray Transfer	8.0	4.9	4.1	RS5011
	TMA Healing Cup	5.5	4.9	3.5	RS5005


## Analogs

	Description	L	D1	D2	Catalog No.
	TMA Abutment Replica	16.8	3.35	-	RS5004
	TMA Digital Model Replica Recommended torque 15(Ncm)	12.0	4.9	3.8	RS1001


	Description	L	D1	Catalog No.
	TMA Scan Body	6.0	4.9	TM0006
		9.0	4.9	TM0009

## TMA Screw For Scan Body & Cementing Cone





	Description	Catalog No.
	TMA Scan Body Screw	TM0001

	Description	Catalog No.
	TMA Prosthetic Screw	RS3404

## Snap-On



	Description	Catalog No.
	IRIS™, Impression coping	IR0179

## TMA Prosthetics




	Description	L	D1	D2	H	Catalog No.						
	TMA Titanium Temporary	12.0	4.9	3.5	10.5	RS4900		TMA Cementing Cone, low profile	4.9	5.5	3.2	TM0011
	TMA Plastic Casting Sleeve /Prosthetic Screw	12.0	4.9	3.3	10.5	RS5001		TMA Cementing Cone	4.9	5.5	2.9	TM0010







## Tool Drivers | For Angled TMA/TMA Prosthetic Screws

For Angled TMA/TMA prosthetic screw

	Description	L	Catalog No.
	Star Hand Driver Short	23.4	RP0064
	Star Hand Driver Long	28.4	RP0004
	Star Torque Driver-Short	20.4	RP0065
	Star Torque Driver-Long	25.4	RP0005

For straight TMA

	Description	L	Catalog No.
	TMA/FC Hex Torque Driver - Short	20	RS6197
	TMA/FC Hex Torque Driver - Long	25	RS6196
	TMA/FC Female Hand Hex Driver-Short	22.4	RS6193
	TMA/FC Female Hand Hex Driver-Long	28.4	RS6191
	TMA/FC Hex Handpiece Adapter-Short	20	RS6194
	TMA/FC Hex Handpiece Adapter-Long	25	RS6195A

	Description	Catalog No.		Description	Catalog No.		Description	Catalog No.
	RS Angled Trans Mucosal Abutment Gauge 60°	RS3745		RS Angled Trans Mucosal Abutment Gauge 52°	RS3744		RS Angled Trans Mucosal Abutment Gauge 45°	RS3743
	RS Angled Trans Mucosal Abutment Gauge 30°	RS3742		RS Angled Trans Mucosal Abutment Gauge 17°	RS3741		RS Angled Trans Mucosal Abutment Gauge Kit	RS3747

# Overdenture Restoration

Recommended Torque 35(Ncm)



		Description	GH	RH	H	Catalog No.
		RS Ball Attachment w/Hex	1.0	2.7	0.2	RS2861
			2.0	2.7	1.2	RS2862
			3.0	2.7	2.2	RS2863
			4.0	2.7	3.2	RS2864
			5.0	2.7	4.2	RS2865
			6.0	2.7	5.2	RS2866
		RS Ball Attachment	0.5	2.45	2.95	RS2650
			1.0	2.45	3.45	RS2651
			2.0	2.45	4.45	RS2652
			3.0	2.45	5.45	RS2653
			4.0	2.45	6.45	RS2654
		5.0	2.45	7.45	RS2655	

	Description	L	Ø	Catalog No.
	Ball Attachment Replica	16.6	4.0	RS5740

	Description	L	Ø	D2	Catalog No.
	Plastic Ball Cap White (Nylon)	2.6	4.1	3.6	RS2660
	Plastic Ball Cap Pink Soft (Nylon)	2.6	4.1	3.6	RS2662
	Titanium Ball Cap	2.9	4.7	4.7	RS2670

	Description	Catalog No.
	Torque Driver for Ball Attachment	RS6090

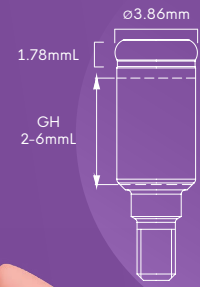
# Grip™ - Overdenture Attachment

As an addition to our wide variety of prosthetic solutions.


Implant supported overdentures are among the most practical prosthetic solutions for patients who cannot utilize fixed restorations, or as an interim solution for patients who are waiting for the osseointegration process of their newly placed implants.



The Grip™ attachment system is a versatile solution, designed to ensure maximum denture retention and stability both for maxillary and mandibular dentures. The variety of retentive caps allow dentists to choose the required retention level needed for each individual case and can easily be replaced, when needed.

The Grip™ attachment system is available for Internal Hex in a range of gingival heights, to enable a reliable, long lasting and cost-effective solution for your patients.









## Grip™ Abutments

	Description	Catalog No.
	Grip RS Abutment 1mm	RS3037
	Grip RS Abutment 2mm	RS3032
	Grip RS Abutment 3mm	RS3033
	Grip RS Abutment 4mm	RS3034
	Grip RS Abutment 5mm	RS3035
	Grip RS Abutment 6mm	RS3036

	Description	Catalog No.
	Grip™ for TMA	TM0100
	Grip™ for Bar, M2 thread	RS0101








## Included in Sales Pack

### Grip™ Processing Set

	Description		Description	Catalog No.
	Housing		Light	RS6426
	Processing		Regular	
	Extra Light		Block Out Spacer	












### Grip™ Extended Range processing set

	Description		Description	Catalog No.
	Housing		Light	RS6427
	Processing		Regular	
	Zero		Block Out Spacer	
	Extra Light			



## Grip™ Retention Caps


Grip Retention 4 Pack		Description	Catalog No.
		Extra Light	RS6417
		Light	RS6418
		Regular	RS6419

Grip™ Extended Range Retention 4 Pack		Description	Catalog No.
		Zero	RS6420
		Extra Light	RS6421
		Light	RS6422
		Regular	RS6423

## Grip™ Accessories

Description		Catalog No.	Description		Catalog No.
	Grip™ Impression Coping 4 Pack Includes RS6415 Grip™ Processing 4 Pack	RS6414		Grip™ Replica 4 Pack	RS2508
	Metal Housing 4 Pack Includes RS6415 Grip™ Processing 4 Pack	RS6413			Grip™ Processing 4 Pack
	Grip™ Block Out Spacer 4 Pack	RS6424			Grip™ Processing 20 Pack

## Grip™ Tools

Description	Description	Catalog No.
	Grip™ core tool	RS6200

Designed for inserting and removing the Grip™ retention males from the metal housing

Description	Catalog No.	Description	Catalog No.	Description	Catalog No.
	RS6094		RS6082		RS9035
	RS6095		RS6080		RS9030

# Surgical Kits

Successful surgical procedures start with having the right instruments and tools to ensure your desired treatment outcomes are met.

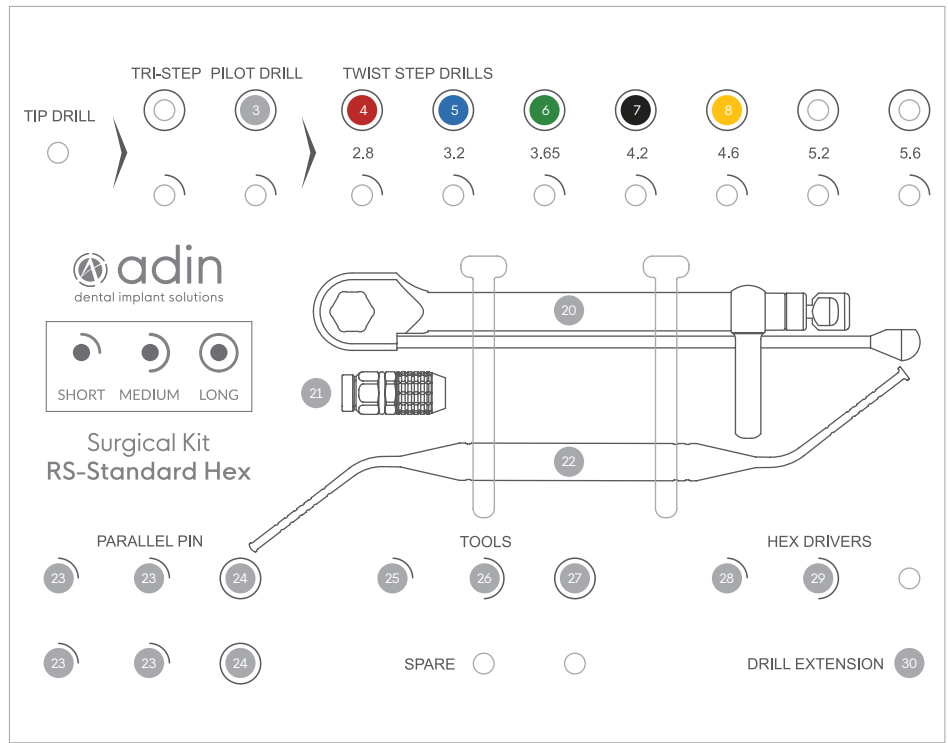
That's why our range has everything you need, including drills, keys, ratchets and insertion tools.

Not only do they make procedures safer and simpler, they result in an enhanced patient experience as well.

Our Surgical Kits streamline and simplify your implant procedures.







	Drills	Catalog No.
3	Pilot Drill 2mmD x 8-18mmL	DL1820
4	Twist Step Drill 2.3/2.8mmD x 8-18mmL	DL1828
5	Twist Step Drill 2.8/3.2mmD x 8-18mmL	DL1832
6	Twist Step Drill 3.2/3.6mmD x 8-18mmL	DL1836
7	Twist Step Drill 3.8/4.2mmD x 8-18mmL	DL1842
8	Twist Step Drill 4.2/4.6mmD x 8-18mmL	DL1846

	Parallel Pins	Catalog No.
23	Parallel Pin Short 11mm (qty. 4)	RS6150
24	Parallel Pin Short 16mm (qty. 2)	RS6155

	Insertion Tools	Catalog No.
25	RS Hex Handpiece Adapter-Short	RS9021
26	RS Hex Handpiece Adapter-Medium	RS9026
27	RS Hex Handpiece Adapter-Long	RS9029

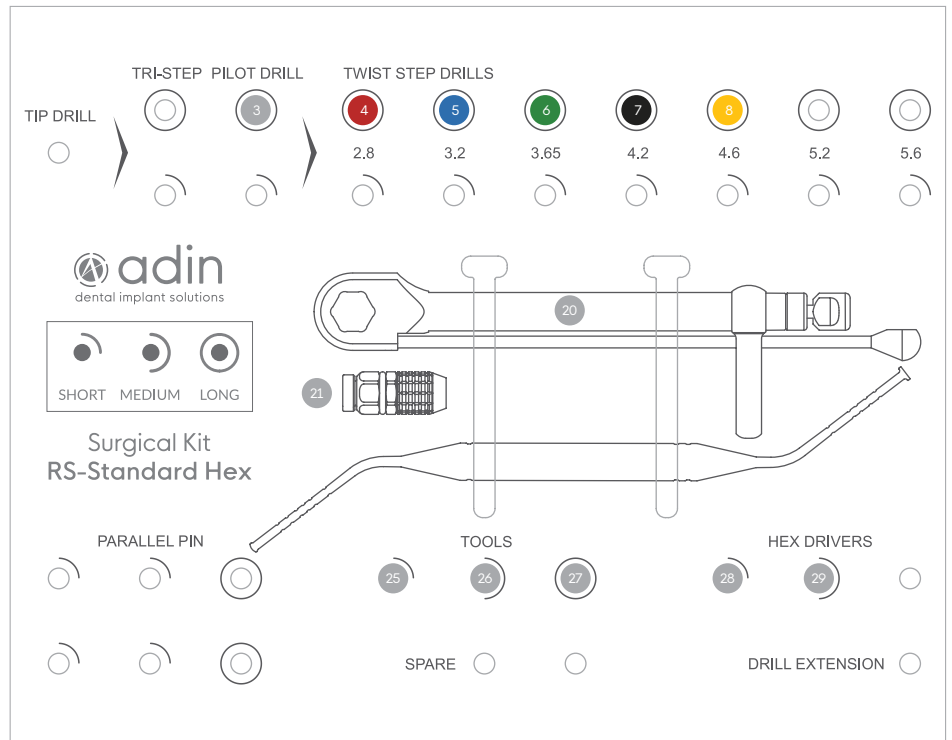
	Surgical Tools	Catalog No.
20	Surgical Torque Ratchet 35-100 Ncm	RS6111
21	Wrench Ratchet Surgical Instruments Handle	RA0050
22	Depth Probe	RS6180

	Hex Drivers	Catalog No.
28	1.27 Hex Hand Driver - Short	RS6095
29	1.27 Hex Hand Driver - Medium	RS6094

	Drill Extension	Catalog No.
30	Drill Extension	RS9027

\*The advanced kit is also available with short drills | Catalog No. RS6324

# Starter Kit RS6333



	Drills	Catalog No.
3	Pilot Drill 2mmD x 8-18mmL	DL1820
4	Twist Step Drill 2.3/2.8mmD x 8-18mmL	DL1828
5	Twist Step Drill 2.8/3.2mmD x 8-18mmL	DL1832
6	Twist Step Drill 3.2/3.6mmD x 8-18mmL	DL1836
7	Twist Step Drill 3.8/4.2mmD x 8-18mmL	DL1842
8	Twist Step Drill 4.2/4.6mmD x 8-18mmL	DL1846

	Insertion Tools	Catalog No.
25	RS Hex Handpiece Adapter-Short	RS9021
26	RS Hex Handpiece Adapter-Medium	RS9026
27	RS Hex Handpiece Adapter-Long	RS9029

	Hex Drivers	Catalog No.
28	1.27 Hex Hand Driver - Short	RS6095
29	1.27 Hex Hand Driver - Medium	RS6094

	Surgical Tools	Catalog No.
20	Wrench Ratchet	RS6100
21	Wrench Ratchet Surgical Instruments Handle	RA0050

\*The starter kit is also available with short drills | Catalog No. RS6334

# Drills and Tools

Our DLC (Diamond Like Carbon) Tri-Step/Twist Step Surgical Drills are uniquely designed and coated to improve the surgical drilling process.

Tri-Step & Twist-Step DLC drills simplify the cutting process, save time and minimize risks.

Our improved DLC drill coating provides state-of-the-art hardness and slickness that increases lifespan of the drill, maintains sharpness for extended drilling and generates less heat, thereby reducing chances of heating the bone or complications arising from conventional drilling protocols.

The drills come in the following diameters (mm): 2.0, 2.5, 2.8, 3.2, 3.6, 4.2, 4.6, 5.2, 5.6

Specially designed for Adin's implants and suitable for their simple and convenient drilling protocol.

They are clearly and conveniently marked and can be used with or without drill stops.



## Tri-Step drills

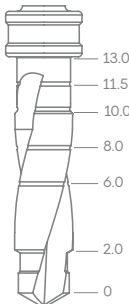










Adin's Tri-Step drills condense drilling protocols and avoid the need for using multiple drills throughout complex procedures.

Because friction at the cutting site is reduced, complications common with high speed drilling are decreased and faster & better recovery can occur.

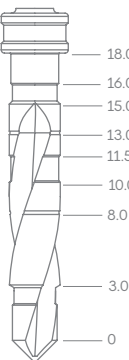










L		Ø	Size	Catalog No.
		1.8-3.2	Short	TD1511
		1.8-3.2	Long	TD2218

## Twist Step drills

### Short 6-13mm





L		Ø	Color	Catalog No.
		2.0	White	DL1320
		1.8-2.5	Purple	DL1325
		2.3-2.8	Red	DL1328
		2.8-3.2	Blue	DL1332
		3.2-3.6	Green	DL1336
		3.9	Pink	DL1339
		3.8-4.2	Black	DL1342
		4.2-4.6	Yellow	DL1346
		4.8-5.2	Brown	DL1352
		5.2-5.6	Grey	DL1356











### Long 8-18mm

L		Ø	Color	Catalog No.
		2.0	White	DL1820
		1.8-2.5	Purple	DL1825
		2.3-2.8	Red	DL1828
		2.8-3.2	Blue	DL1832
		3.2-3.6	Green	DL1836
		3.9	Pink	DL1839
		3.8-4.2	Black	DL1842
		4.2-4.6	Yellow	DL1846
		4.8-5.2	Brown	DL1852
		5.2-5.6	Grey	DL1856


# Surgical Tools



	Description	Catalog No.
	Surgical Torque Ratchet 35-100 Ncm	RS6111
	Wrench Ratchet	RS6100
	Surgical Driver	RS7001
	Depth Probe	RS6180








	Description	Catalog No.
	Wrench Ratchet Surgical Instruments Handle 17mm	RA0050
	Drill Extension	RS9027
	Parallel Pin 11mm	RS6150
	Parallel Pin 16mm	RS6155
	RS 2.4 Hex Torque Driver 17mm	RS6011
	RS 2.4 Hex Torque Driver 27mm	RS6012
	RS Hex Handpiece Adapter 20mm	RS9020
	RS Hex Handpiece Adapter 25mm	RS9025
	RS Hex Handpiece Adapter 23.7 mm	RS9021
	RS Hex Handpiece Adapter	28.6 mm RS9026
		36 mm RS9029

# Prosthetic Tools







## Ratchet


	Description	Catalog No.
	Prosthetic Torque Ratchet 15-35 Ncm	RS6112

	Description	Catalog No.
	1.27 Hex Torque Driver 20.4mm	RS6080
	1.27 Hex Torque Driver 25.4mm	RS6082
	TMA/FC Hex Torque Driver 25mm *For straight TMA/Flat connection	RS6196
	TMA/FC Hex Torque Driver 20mm *For straight TMA/Flat connection	RS6197
	Star Torque Driver 20.4mm *For Angled TMA/TMA prosthetic screw	RP0065
	Star Torque Driver 25.4mm *For Angled TMA/TMA prosthetic screw	RP0005
	Torque Driver for Ball Attachment 14.4mm	RS6090

## Handpiece

	Description	Catalog No.
	1.27 Hex Driver for Handpiece 30mm	RS9035
	1.27 Hex Driver for Handpiece 25mm	RS9030
	TMA/FC Hex Handpiece Adapter 25mm *For straight TMA/Flat connection	RS6195A
	TMA/FC Hex Handpiece Adapter 20mm *For straight TMA/Flat connection	RS6194






## Retrieval Screw

	Description	Catalog No.
	RS Retrieval Screw For Abutments 15mm	RS3401

## Hand Drivers

	Description	Catalog No.
	1.27 Hex Hand Driver 46.4mm	RS6097
	1.27 Hex Hand Driver 28.4mm	RS6094
	1.27 Hex Hand Driver 22.4mm	RS6095
	TMA/FC Female Hand Hex Driver 28.4mm *For straight TMA/Flat connection	RS6191
	TMA/FC Female Hand Hex Driver 22.4mm *For straight TMA/Flat connection	RS6193
	Star Hand Driver 23.4mm *For Angled TMA/TMA prosthetic screw	RP0064
	Star Hand Driver 28.4mm *For Angled TMA/TMA prosthetic screw	RP0004

## Osteotomes

	Description	Catalog No.
	Osteotome Handle	HA0074
	Osteotome Insert 2.0mmD	HA0061
	Osteotome Insert 2.8mmD	HA0064
	Osteotome Insert 3.25mmD	HA0067
	Osteotome Insert 3.65mmD	HA0070

# Guided Surgery

The adinguide™ was created with you in mind, bringing the guided surgery world to your clinic.

The kits were specifically designed to support effortless procedures, accurate and predictable implant placement.

The ActiveFlow™ Irrigation Technology is a unique design that forces coolant through the guide to ensure irrigation reaches the bone and prevents overheating.

The adinguide™ drills are designed with carved channels which allow saline coolant from your hand-piece to stream through the sleeve directly into the osteotomy site while drilling.

Our uniquely designed drill kit is intuitive and easy to use by implant diameter and length.

The Tissue Punch and Pilot Drill allow for easy flapless access.

Keyless procedure enables easy handling and full visibility of surgical field.

**Self-centering drills-** controlled by a 5.5mm diameter cylinder at the top of each drill centers the drill in the guide's sleeve.


























**Self-centering cylinder** engages the sleeve before the drill engages the osteotomy in order to ensure correct positioning of the drill.

**Built-in stoppers-** ensure precise and accurate drilling to the desired depth.



# Guided Surgery Kit Implants Drills GSK001



	Drills	Catalog No.		Drills	Catalog No.
1	 Tissue Punch 5.0mmD, S-5.5	GS5055	5	 Drill S-5.5, 3.85/3.2mmDx6.25mmL	GS0638
2	 Pilot Drill S-5.5, 2.5/1.8mmDx6.0mmL	GS0625	9	 Drill S-5.5, 3.85/3.2mmDx8.0mmL	GS0838
3	 Drill S-5.5, 2.5/1.8mmDx8.0mmL	GS0825	13	 Drill S-5.5, 3.85/3.2mmDx10.0mmL	GS1038
7	 Drill S-5.5, 2.5/1.8mmDx10.0mmL	GS1025	17	 Drill S-5.5, 3.85/3.2mmDx11.5mmL	GS1138
11	 Drill S-5.5, 2.5/1.8mmDx11.5mmL	GS1125	21	 Drill S-5.5, 3.85/3.2mmDx13.0mmL	GS1338
15	 Drill S-5.5, 2.5/1.8mmDx13.0mmL	GS1325	24	 Drill S-5.5, 3.85/3.2mmDx16.0mmL	GS1638
19	 Drill S-5.5, 2.5/1.8mmDx16.0mmL	GS1625	6	 Drill S-5.5, 4.6/3.85mmDx6.25mmL	GS0646
4	 Drill S-5.5, 3.2/2.5mmDx6.25mmL	GS0632	10	 Drill S-5.5, 4.6/3.85mmDx8.0mmL	GS0846
8	 Drill S-5.5, 3.2/2.5mmDx8.0mmL	GS0832	14	 Drill S-5.5, 4.6/3.85mmDx10.0mmL	GS1046
12	 Drill S-5.5, 3.2/2.5mmDx10.0mmL	GS1032	18	 Drill S-5.5, 4.6/3.85mmDx11.5mmL	GS1146
16	 Drill S-5.5, 3.2/2.5mmDx11.5mmL	GS1132	22	 Drill S-5.5, 4.6/3.85mmDx13.0mmL	GS1346
20	 Drill S-5.5, 3.2/2.5mmDx13.0mmL	GS1332	25	 Drill S-5.5, 4.6/3.85mmDx16.0mmL	GS1646
23	 Drill S-5.5, 3.2/2.5mmDx16.0mmL	GS1632			



For full  
guided  
procedure:



RS Touareg™ S/OS  
Implant Platform

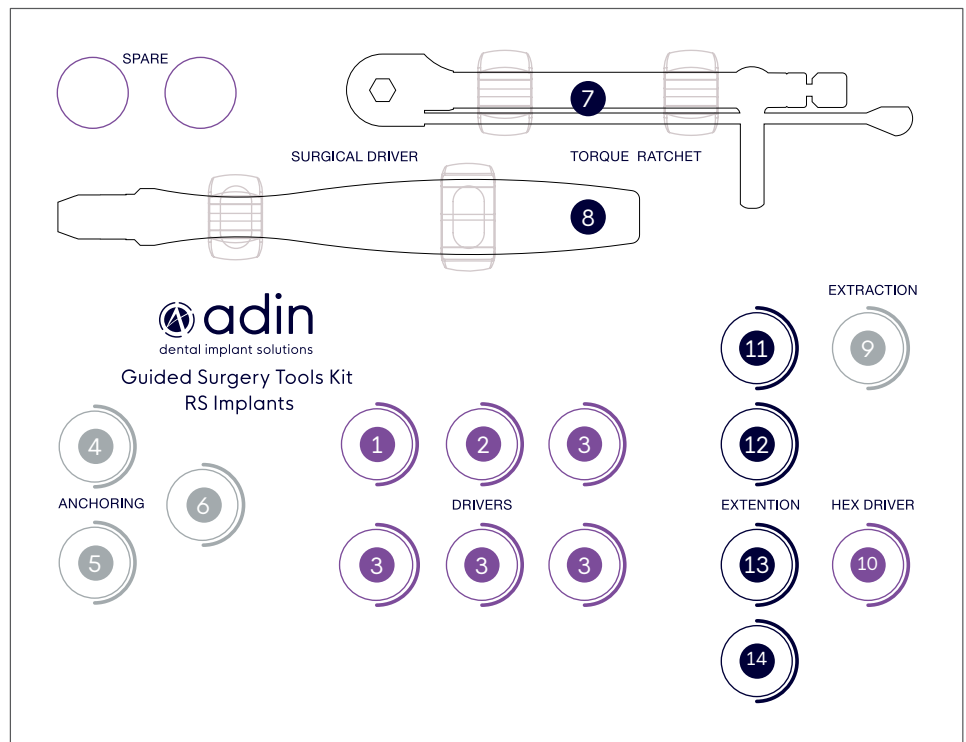
















GS Tools Kit RS  
GSK003



5.5mmD  
SleeveGS0055

Guided Surgery Kit  
RS Touareg™  
Implants Tools  
GSK003








	Drills	Catalog No.
1	 RS Handpiece Fixture Mount	GS0032
2	 RS Grip Fixture Mount	GS0034
3	 RS Screw Fixture Mount (qty 4)	GS0029
4	 Anchoring Drill S-2.0, 2.0/1.7mmDx19mmL	GS1917
5	 Anchoring Drill S-2.0, 2.0/1.5mmDx19mmL	GS1915
6	 Handpiece Guide Fixation Screw Driver	GS0028
7	 Surgical Torque Ratchet 35-100 Ncm for hex 4mm	GS6111
8	 Guide Fixation Screw Driver	GS0027
9	 RS Extraction Tool	GS0035
10	 1.27 Hex Hand Driver-Medium	RS6094
11	 Manual Socket L10.5	GS0023
12	 Manual Socket L14.5	GS0024
13	 Handpiece Socket L10.5	GS0021
14	 Drill Extension	RS9027







Sold separately



## 18mm Drills

	Description	Catalog No.
	Drill S-5.5, 2.5/1.8mmDx18.0mmL	GS1825
	Drill S-5.5, 3.2/2.5mmDx18.0mmL	GS1832
	Drill S-5.5, 3.85/3.2mmDx18.0mmL	GS1838
	Drill S-5.5, 4.6/3.85mmDx18.0mmL	GS1846
	Drill S-3.3, 2.5/1.8mmDx18.0mmL	GSN1825

## Accessories

	Description	Purchase Options	Catalog No.
	Guided Vertical Fixation Screw S-5.5	x3 pack	GS0007
	2.0mmD Anchoring Screw	x3 pack	GS1920
	2.0mmD Anchoring Sleeve	x3 pack	GS0020
	5.5mmD Sleeve	x1 pack	GS0055
x3 pack		GS0055x3	
x10 pack		GS0055x10	

\* Illustrations are not to scale

\* Availability of the products in some places is limited and depends on local regulations.

\* For more information, please contact your local representative.



Industrial Park Allon Tavor, POB 1128, Afula 181101, Israel  
+972-4-6426732 | [www.adin-implants.com](http://www.adin-implants.com)