



# CloseFit™

Regular and  
Wide Implants

Product Catalog

---



CloseFit™

# Regular and Wide Implants

Our strong CloseFit™ Conical Connection is designed for optimal seating while reducing and virtually eliminating micromovements. Appropriate for immediate function/loading capability in all bone types.

CloseFit™ implants are designed to be used in all indications and in all regions of the lower and upper jaws.

The back-tapered coronal portion is designed to reduce pressure and enable healthy cortical bone around the implant collar

## CloseFit™ RP

Ø 3.5mmD

Regular Platform

\* Built-In Platform Switching

\* Minimally invasive surgery

\* Osseofix™

\* Length

L-8mm | L-10 mm | L-11.5 mm

L-13 mm | L-16 mm | L-18 mm

## CloseFit™ WP

Ø 4.3/5.0mmD


Wide Platform

\* Back tapered collar

\* Micro Threads:  
Engineered to enhance bone regeneration, prevent bone loss & increase bone implant contact

\* Bone - condensing property


\* Self - drilling

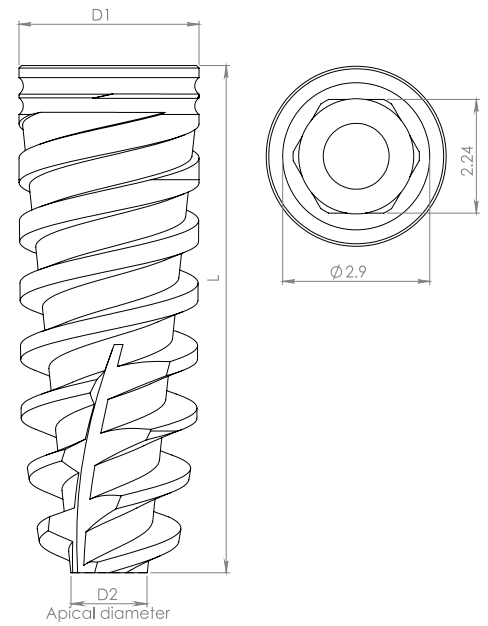


\*The features related to WP & RP Implants

# RP CloseFit™ Regular Platform

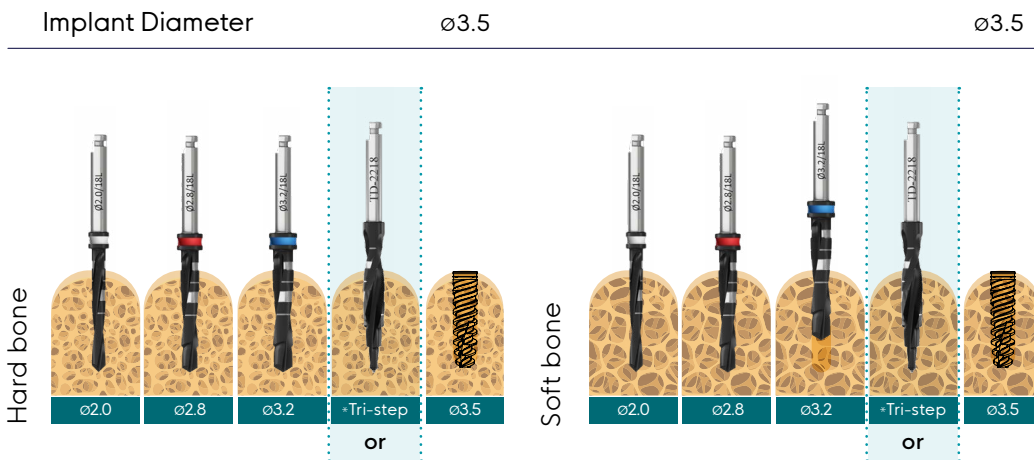
Recommended insertion torque up to 50 Ncm

	D1	L	D2	Catalog No.
	3.5	8.0	1.5	ISPX0835
		10.0	1.5	ISPX1035
		11.5	1.5	ISPX1135
		13.0	1.5	ISPX1335
		15.0	1.5	ISPX1535
		18.0	1.5	ISPX1835



Radiographic Template RP CloseFit™ | ASD0612

## Drill Sequence for RP Recommended drilling speed up to 1200 rpm



All measurements are in mm

\*Products may be ordered separately as an addition to the kit.

Note: (x.xx) Drill to the depth of the cortex only. All measurements are in mm.

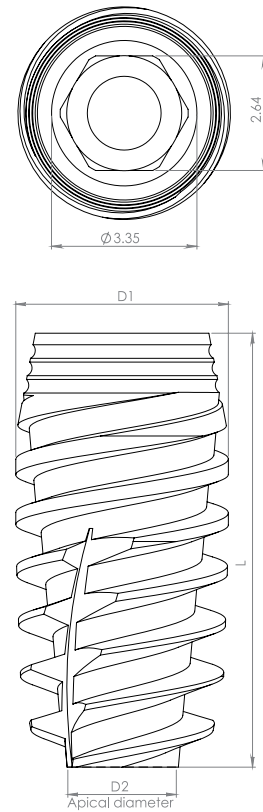
⚠ CAUTION: The drill preparation is up to 1mm longer than the implant.

\* The drill apical step = 1.8mmD.

# WP CloseFit™ Wide Platform

Recommended insertion torque up to 50 Ncm

Implant Diameter	Pitch	Implant Part Number		
		Drill Diameter	Drill Length	Implant Part Number
4.3	4.3	8.0	1.9	ISPX0843
		10.0	1.9	ISPX1043
		11.5	1.9	ISPX1143
		13.0	1.9	ISPX1343
		15.0	1.9	ISPX1543
		18.0	1.9	ISPX1843
5	5	8.0	2.5	ISPX0849
		10.0	2.5	ISPX1049
		11.5	2.5	ISPX1149
		13.0	2.5	ISPX1349
		15.0	2.5	ISPX1549
		18.0	2.5	ISPX1849



Radiographic Template WP CloseFit™ | ASD0611

## Drill Sequence for WP Recommended drilling speed up to 1200 rpm

	Implant Diameter				ø4.3		ø5.0		
	ø2.0	ø2.8	ø3.2	*Tri-step	DI=1836	ø4.3	ø4.2	ø4.6	ø5.0
Hard bone									
Soft bone									

All measurements are in mm

\*Products may be ordered separately as an addition to the kit.

Note: (x.xx) Drill to the depth of the cortex only. All measurements are in mm.

⚠ CAUTION: The drill preparation is up to 1mm longer than the implant.

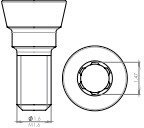

\* The drill apical step = 1.8mmD.

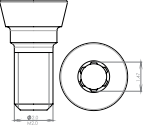

# Cover Screw & Healing Abutments

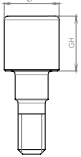

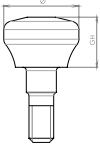

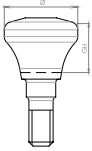

Recommended Torque 15(Ncm)



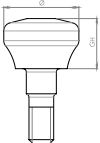

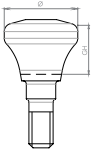



## Cover Screw Packed with implant

		Description	Catalog No.
		RP CloseFit™ Conical Cover Screw	RP0073

		Description	Catalog No.
		WP CloseFit™ Conical Cover Screw	WP0073

		Description	∅	GH	Catalog No.
		RP CloseFit™ Slim Healing Abutment	3.5	2	RP0046
			3.5	3	RP0047
			3.5	4	RP0048
			3.5	5	RP0049
			3.5	6	RP0050
		RP CloseFit™ Healing Abutment	4.5	2	RP0022
			4.5	3	RP0023
			4.5	4	RP0024
			4.5	5	RP0025
			4.5	6	RP0026
		RP CloseFit™ Conical Healing Abutment	4.5	2	RP0090
			4.5	3	RP0091
			4.5	4	RP0092
			4.5	5	RP0093
			4.5	6	RP0094

		Description	∅	GH	Catalog No.
		WP CloseFit™ Slim Healing Abutment	4.0	2	WP0046
			4.0	3	WP0047
			4.0	4	WP0048
			4.0	5	WP0049
			4.0	6	WP0050
		WP CloseFit™ Healing Abutment	5.5	2	WP0022
			5.5	3	WP0023
			5.5	4	WP0024
			5.5	5	WP0025
			5.5	6	WP0026
		WP CloseFit™ Conical Healing Abutment	5.5	2	WP0090
			5.5	3	WP0091
			5.5	4	WP0092
			5.5	5	WP0093
			5.5	6	WP0094

# Impression Recommended Torque 15(Ncm)

Our components for taking impressions for all restoration types can be successfully utilized for digital or conventional protocols either implant-level or abutment level procedures.

Our broad range of solutions and flexible designs enable easy and accurate restorative planning, whether you're dealing with a single tooth, multiple teeth, bridge or full mouth rehabilitation.



## RP Transfers | Recommended Torque 15(Ncm)

	Open Tray	Description	L	D1	H	Catalog No.		Close Tray	Description	L	D1	H	Catalog No.
		RP Open Tray Transfer Short	19.5	6.0	11.8	RP5613			RP Close Tray Transfer Short	10.7	3.6	8.8	RP5111
		RP Open Tray Transfer Long	23.5	6.0	14.8	RP5617			RP Close Tray Transfer Long	14.9	3.6	13.0	RP5115

## WP Transfers | Recommended Torque 15(Ncm)

	Open Tray	Description	L	D1	H	Catalog No.		Close Tray	Description	L	D1	H	Catalog No.
		WP Open Tray Transfer Short	19.5	6.0	11.8	WP5613			WP Close Tray Transfer Short	10.7	3.6	8.8	WP5111
		WP Open Tray Transfer Long	23.5	6.0	14.8	WP5617			WP Close Tray Transfer Long	15.0	3.6	13.0	WP5115

	Description	H	Catalog No.		Description	H	Catalog No.
	RP Scan Body	7	RP0088		RP Scan Body	10	RP0089

## WP Scan Bodies

	Description	H	Catalog No.		Description	H	Catalog No.
	WP Scan Body	7	WP0088		WP Scan Body	10	WP0089


## RP Analogs

	Description	L	D1	Catalog No.		Description	Catalog No.		Description	L	D1	Catalog No.
	RP Digital Analog 15(Ncm)	10.0	3.55	RP1000		Retaining Screw	RS1002		RP Implant Analog	12.6	3.55	RP0007

	Description	L	D1	Catalog No.		Description	Catalog No.		Description	L	D1	Catalog No.
	WP Digital Analog 15(Ncm)	10.0	4.0	WP1000		Retaining Screw	RS1002		WP Implant Analog	13.0	4.0	WP0007

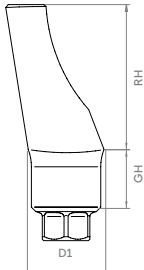



## Temporary & Cement Retained Restoration

Recommended Torque 35(Ncm)





## RP Abutments

		RP Engaging Temporary Abutment	3.7	1.0	9.45	RP0043		
		RP Non-Engaging Temporary Abutment	3.7	1.0	9.45	RP0044		
		RP Straight Slim Abutment No End Line	4.0	2.8	6.0	RP0020		
		RP Esthetic Straight Abutment	4.4	1.0	6.5	RP0012		
			4.4	2.0	6.5	RP0011		
			4.4	3.0	6.5	RP0010		
		RP Esthetic Angled Abutment 15°	4.4	1.0	6.5	RP0013		
			4.4	2.0	6.5	RP0014		
			4.4	3.0	6.5	RP0015		
				RP Angled Titanium Abutment 25°	4.5	1.0	6.1	RP0251
					4.5	2.0	6.1	RP0252
					4.5	3.0	6.1	RP0253
		RP Angled Titanium Abutment 35°	4.5	1.0	6.1	RP0351		
			4.5	2.0	6.1	RP0352		
			4.5	3.0	6.1	RP0353		

		Description	D1	GH	RH	Catalog No.
		RP Engaging Plastic Cylinder Abutment (Casting)	3.7	1.0	9.5	RP0045
		RP Engaging Cobalt Chrome/Plastic Abutment	4.7	1.5	10.0	RP3094
		RP Engaging Titanium/Plastic Abutment (Casting)	4.7	1.5	10.0	RP3095
		RP Non-Engaging Titanium/Plastic Abutment (Casting)	4.7	1.36	10.0	RP3097
		RP Non-Engaging Cobalt Chrome/Plastic Abutment	4.7	1.36	10.0	RP3100


## WP Abutments

		Description	D1	GH	RH	Catalog No.
		WP Engaging Temporary Abutment	4.2	0.9	9.45	WP0043
		WP Non-Engaging Temporary Abutment	4.2	0.9	9.45	WP0044
		WP Straight Slim Abutment No End Line	4.2	2.7	6.0	WP0020
		WP Straight Abutment	5.0	1.0	6.5	WP0012
			5.0	2.0	6.5	WP0011
			5.0	3.0	6.5	WP0010
		WP Angled Abutment 15°	5.0	1.0	6.5	WP0013
			5.0	2.0	6.5	WP0014
			5.0	3.0	6.5	WP0015
		WP Angled Titanium Abutment 25°	5.0	1.0	6.0	WP0251
			5.0	2.0	6.0	WP0252
			5.0	3.0	6.0	WP0253
		WP Angled Titanium Abutment 35°	5.0	1.0	6.0	WP0351
			5.0	2.0	6.0	WP0352
			5.0	3.0	6.0	WP0353
	WP Plastic Cylinder Abutment (Casting)	4.2	0.9	9.45	WP0045	
	WP Engaging Titanium/Plastic Abutment (Casting)	5.2	1.5	10.0	WP3095	
	WP Non-Engaging Titanium/Plastic Abutment (Casting)	5.2	1.5	10.0	WP3097	

# Iris™ Snap - on for RP and WP

Adin's Snap-on impression is an effective and easy option for both implant level and abutment level impression copying. Plastic pickup cap placed over a precision machined abutment allows for accurate coping utilizing closed tray impression. Adin's Snap-on range aims to allow flexibility by offering various options to match users preferred method of use through pre packed kits:

- IRIS™ Kit - abutment level impression and restoration set
- Snap-on impression kit - implant level impression



## RP Iris™ Kit



Description	RH	GH	Catalog No.
Iris™ RP CloseFit™ Kit	4	1	IR3041
		2	IR3042
		3	IR3043
		4	IR3044
	6	1	IR3061
		2	IR3062
		3	IR3063
		4	IR3064
	8	1	IR3081
		2	IR3082
		3	IR3083
		4	IR3084



Description	RH	GH	Catalog No.
Iris™ RP Snap-on Impression Kit	4	1	IR3141
		2	IR3142
		3	IR3143
		4	IR3144
	6	2	IR3262
		4	IR3264

## RP Snap-on Impression Pack



Description	RH	GH	Catalog No.
Iris™ RP Abutment	4	1	IR0341
		2	IR0342
		3	IR0343
		4	IR0344
	6	1	IR0361
		2	IR0362
		3	IR0363
		4	IR0364
	8	1	IR0381
		2	IR0382
		3	IR0383
		4	IR0384

## WP Iris™ Kit



Iris™ WP CloseFit™ Kit	4	1	IR5041
		2	IR5042
		3	IR5043
		4	IR5044
	6	1	IR5061
		2	IR5062
		3	IR5063
		4	IR5064

## WP Snap-on Impression Kit







Description	RH	GH	Catalog No.
Iris™ WP Snap-on Impression Kit	4	1	IR5141
		2	IR5142
		3	IR5143
		4	IR5144
	6	2	IR5262
		4	IR5264




## WP Snap-on Impression Pack




Description	RH	GH	Catalog No.
Iris™ WP Abutment	4	1	IR0541
		2	IR0542
		3	IR0543
		4	IR0544
	6	1	IR0561
		2	IR0562
		3	IR0563
		4	IR0564














## Purchase Options

	Description	RH	Catalog No.
	RP Implant Analog	-	RP0007
	WP Implant Analog	-	WP0007
	Iris™ Abutment replica	4	IR0404
		6	IR0406
		8	IR0408
	Iris™ PEEK Comfort cap	4	IR0180
		6	IR0181
		8	IR0189














	Description	Qty	Catalog No.
	Iris™, Burnout anti rotation cap red	1	IR0182
		4	IR0185
	Iris™, Burnout cap white	4	IR0183
		6	IR0186
	Iris™, Impression coping	1	IR0179
		4	IR0184



## RP Screws

	Description	L	∅	Catalog No.
	RP Abutment Screw	7.2	2.2	RP0001
	TMA Prosthetic Screw 15(Ncm)	4.1	2.1	RS3404
	RP Retaining Screw for TMA 1mm	8.0	3.1	RP0039
	RP Retaining Screw for TMA 2mm	9.0	3.1	RP0040
	RP Retaining Screw for TMA 3mm	10.0	3.1	RP0041
	RP Retaining Screw for TMA 4mm	11.0	3.1	RP3409
	RP Retaining Screw for TMA 5mm	12.0	3.1	RP3412
	RP Retaining Screw for Angled TMA	7.0	2.35	RP3403
	RP Open Tray Transfer Screw - Short	24.0	3.1	RP5010
	RP Open Tray Transfer Screw - Long	28.0	3.1	RP5014
	RP Closed Tray Transfer Screw - Short	16.0	2.8	RP5126
	RP Closed Tray Transfer Screw - Long	20.0	2.8	RP5127
	RP Retrieval Screw for Abutments	12.6	2.25	RP3401

## WP Screws

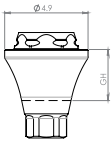

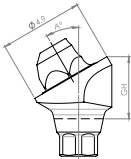

	Description	L	Ø	Catalog No.
	WP Abutment Screw	7.5	2.55	WP0001
	TMA Prosthetic Screw 15(Ncm)	4.1	2.1	RS3404
	WP Retaining Screw for TMA	6.5	3.1	WP3406
	WP Retaining Screw for TMA	7.5	3.1	WP3407
	WP Retaining Screw for TMA	8.5	3.1	WP3408
	WP Retaining Screw for TMA	9.5	3.1	WP3409
	WP Retaining Screw for TMA	10.5	3.1	WP3412
	WP Retaining Screw for Angled TMA	7.1	2.35	WP3403
	WP Open Tray Transfer Screw - Short	24.0	3.1	WP5010
	WP Open Tray Transfer Screw - LONG	28.0	3.1	WP5014
	WP Closed Tray Transfer Screw - Short	16.5	3.1	WP5126
	WP Closed Tray Transfer Screw - Long	20.0	3.1	WP5127
	WP Retrieval Screw for Abutments	12.3	2.55	WP3401

# Single TMA™ Recommended Torque 35(Ncm)

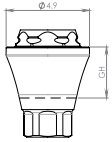

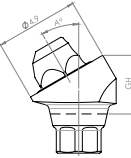

Adding to Adin's variety of the screw-retained restoration range, in comes the single TMA. Utilizing all the benefits of the TMA abutments while allowing the accuracy and flexibility for single tooth restoration.

Adin's STMA offers the possibility to combine the benefits of trans-gingival approach and screw-retained single tooth restoration yielding greater flexibility in both esthetics, safety and restoration maintenance. Adin's Single TMA is based on the TMA abutment, while the added hex index offers both the required accurate positioning and retention to support a single tooth crown. Open and closed tray transfers as well as scan bodies for digital impression are available to match every preferred impression method as well as replicas for straight forward and simple work process.

## RP Abutments

		Description	GH	Catalog No.
		RP Straight Single TMA Abutment 1mm	1.0	RP0032S
		RP Straight Single TMA Abutment 2mm	2.0	RP0033S
		RP Straight Single TMA Abutment 3mm	3.0	RP0034S
		RP Straight Single TMA Abutment 4mm	4.0	RP3729S
		RP Straight Single TMA Abutment 5mm	5.0	RP3730S
		RP Angled Single TMA Abutment 17° 2.5mm	2.6	RP3734S
		RP Angled Single TMA Abutment 30° 3mm	3.7	RP3735S
		RP Angled Single TMA Abutment 17° 3.5mm	3.5	RP3737S
		RP Angled Single TMA Abutment 30° 4mm	4.0	RP3738S



## WP Abutments

		Description	GH	Catalog No.
		WP Straight Single TMA Abutment 1mm	1.0	WP3731S
		WP Straight Single TMA Abutment 2mm	2.0	WP3732S
		WP Straight Single TMA Abutment 3mm	3.0	WP3733S
		WP Straight Single TMA Abutment 4mm	4.0	WP3729S
		WP Straight Single TMA Abutment 5mm	5.0	WP3730S
		WP Angled Single TMA Abutment 17° 2.5mm	2.5	WP3734S
		WP Angled Single TMA Abutment 30° 3mm	3.5	WP3735S
		WP Angled Single TMA Abutment 17° 3.5mm	3.5	WP3737S
		WP Angled Single TMA Abutment 30° 4mm	4.1	WP3738S

## Transfers

	Description	L	D1	D2	Catalog No.		Description	L	D1	D2	Catalog No.
	Single TMA Impression Coping Open Tray	11.0	4.9	3.1	RS5006S		Single TMA Closed Tray Transfer	8.0	4.9	4.1	RS5011S


## Snap-On

	Description	L	D1	D2	Catalog No.			
	Single TMA Snap-On Transfer	8.0	4.9	3.2	RS5012S		IRIS™, Impression coping	IR0179





## Analogs

	Description	L	D1	Catalog No.		Description	L	D1	D2	Catalog No.
	Single TMA Abutment Replica	16.8	3.35	RS5004S		Single TMA Digital Model Replica Recommended torque 15(Ncm)	12.0	4.9	3.8	RS1001S

## Scan Bodies

	Description	L	D1	Catalog No.
	Single TMA Scan Body	6.0	4.9	TM0006S
		9.0	4.9	TM0009S

## STMA Prosthetics

	Description	L	D1	D2	H	Catalog No.
	Single TMA Titanium Temporary	12.0	4.9	3.5	10.5	RS4900S
	Single TMA Plastic Casting Sleeve w/Prosthetic Screw	12.0	4.9	3.3	10.5	RS5001S
	Single TMA Healing Cup	5.5	4.9	3.5	-	RS5005S
	Single TMA Cementing Cone, low profile	4.9	5.5	3.2	-	TM0011S





# CAD CAM

Adin's CAD - CAM components and digital libraries enable clinicians and technicians to design and manufacture state-of-the-art restorations supported by Adin's implants, using current digital restoration processes.



The variety of components ensures endless restorative options for treatment of single, multiple, partially, or fully edentulous cases.



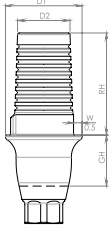

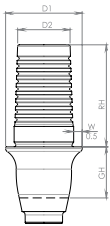

## RP

For Intra-oral and Desktop Scanner		H	Catalog No.	For Medentika PreFace® Holder		Ø	Catalog No.
	RP Scan Body	7	RP0088		RP Ti Blank	11.5	RP1211
		10	RP0089			15.8	RP1215

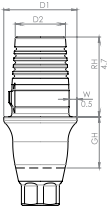

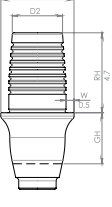

## WP

For Intra-oral and Desktop Scanner		H	Catalog No.	For Medentika PreFace® Holder		Ø	Catalog No.
	WP Scan Body	7	WP0088		WP Ti Blank	11.5	WP1311
		10	WP0089			15.8	WP1315

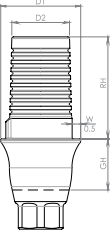

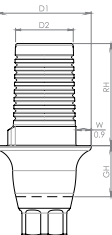
## RP Ti Base Abutments

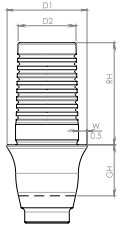

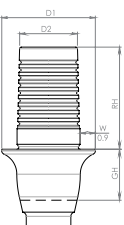

		Description	RH	GH	D1	D2	Catalog No.
		Ti Base RP Abutment, <b>Engaged</b>	4.0	1.0	4.5	3.2	TB03411
		4.0	2.0	4.5	3.2	TB03421	
		4.0	3.0	4.5	3.2	TB03431	
		4.0	4.0	4.5	3.2	TB03441	
		6.0	1.0	4.5	3.1	TB03611	
		6.0	2.0	4.5	3.1	TB03621	
		6.0	3.0	4.5	3.1	TB03631	
		6.0	4.0	4.5	3.1	TB03641	
		8.0	1.0	4.5	2.9	TB03811	
		8.0	2.0	4.5	2.9	TB03821	
		8.0	3.0	4.5	2.9	TB03831	
		8.0	4.0	4.5	2.9	TB03841	
		Ti Base RP Abutment, <b>Non Engaged</b>	4.0	1.0	4.5	3.2	TB03412
		4.0	2.0	4.5	3.2	TB03422	
		4.0	3.0	4.5	3.2	TB03432	
		4.0	4.0	4.5	3.2	TB03442	
		6.0	1.0	4.5	3.1	TB03612	
		6.0	2.0	4.5	3.1	TB03622	
		6.0	3.0	4.5	3.1	TB03632	
		6.0	4.0	4.5	3.1	TB03642	
		8.0	1.0	4.5	2.9	TB03812	
		8.0	2.0	4.5	2.9	TB03822	
		8.0	3.0	4.5	2.9	TB03832	
		8.0	4.0	4.5	2.9	TB03842	

For further product information and use please refer to IFU028

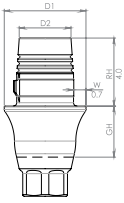

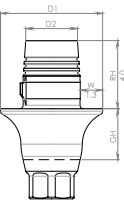

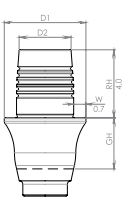

	Description	RH	GH	D1	D2	Catalog No.
	 C-Type Ti Base RP Abutment, <b>Engaged</b>	4.7	1.0	4.3	2.9	TB03414
		4.7	2.0	4.3	2.9	TB03424
		4.7	3.0	4.3	2.9	TB03434
		4.7	4.0	4.3	2.9	TB03444
	 C-Type Ti Base RP Abutment, <b>Non Engaged</b>	4.7	1.0	4.3	2.9	TB03415
		4.7	2.0	4.3	2.9	TB03425
		4.7	3.0	4.3	2.9	TB03435
		4.7	4.0	4.3	2.9	TB03445

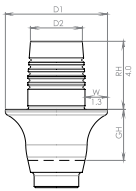

## WP Ti Base Abutments

	Description	RH	GH	D1	D2	Catalog No.
	 Ti Base WP Abutment, <b>Engaged</b>	4.0	1.0	4.7	3.5	TB05411
		4.0	2.0	4.7	3.5	TB05421
		4.0	3.0	4.7	3.5	TB05431
		4.0	4.0	4.7	3.5	TB05441
		6.0	1.0	4.7	3.4	TB05611
		6.0	2.0	4.7	3.4	TB05621
		6.0	3.0	4.7	3.4	TB05631
		6.0	4.0	4.7	3.4	TB05641
		8.0	1.0	4.7	3.3	TB05811
		8.0	2.0	4.7	3.3	TB05821
		8.0	3.0	4.7	3.3	TB05831
		8.0	4.0	4.7	3.3	TB05841
	 Ti Base WP Abutment, <b>Engaged Wide</b>	4.0	1.0	5.5	3.5	TB05411W
		4.0	2.0	5.5	3.5	TB05421W
		4.0	3.0	5.5	3.5	TB05431W
		4.0	4.0	5.5	3.5	TB05441W
		6.0	1.0	5.5	3.4	TB05611W
		6.0	2.0	5.5	3.4	TB05621W
		6.0	3.0	5.5	3.4	TB05631W
		6.0	4.0	5.5	3.4	TB05641W
		8.0	1.0	5.5	3.3	TB05811W
		8.0	2.0	5.5	3.3	TB05821W
		8.0	3.0	5.5	3.3	TB05831W
		8.0	4.0	5.5	3.3	TB05841W

	Description	RH	GH	D1	D2	Catalog No.
	 Ti Base WP Abutment, <b>Non Engaged</b>	4.0	1.0	4.7	3.5	TB05412
		4.0	2.0	4.7	3.5	TB05422
		4.0	3.0	4.7	3.5	TB05432
		4.0		4.7	3.5	TB05442
		6.0	1.0	4.7	3.4	TB05612
		6.0	2.0	4.7	3.4	TB05622
		6.0	3.0	4.7	3.4	TB05632
		6.0	4.0	4.7	3.4	TB05642
		8.0	1.0	4.7	3.3	TB05812
		8.0	2.0	4.7	3.3	TB05822
		8.0	3.0	4.7	3.3	TB05832
		8.0	4.0	4.7	3.3	TB05842
	 Ti Base WP Abutment, <b>Non Engaged Wide</b>	4.0	1.0	5.5	3.5	TB05412W
		4.0	2.0	5.5	3.5	TB05422W
		4.0	3.0	5.5	3.5	TB05432W
		4.0	4.0	5.5	3.5	TB05442W
		6.0	1.0	5.5	3.4	TB05612W
		6.0	2.0	5.5	3.4	TB05622W
		6.0	3.0	5.5	3.4	TB05632W
		6.0	4.0	5.5	3.4	TB05642W
		8.0	1.0	5.5	3.3	TB05812W
		8.0	2.0	5.5	3.3	TB05822W
		8.0	3.0	5.5	3.3	TB05832W
		8.0	4.0	5.5	3.3	TB05842W

For further product information and use please refer to IFU028

	Description	RH	GH	D1	D2	Catalog No.
	 C-Type Ti Base WP Abutment, <b>Engaged</b>	4.0	1.0	4.8	3.0	TB05414
		4.0	2.0	4.8	3.0	TB05424
		4.0	3.0	4.8	3.0	TB05434
		4.0	4.0	4.8	3.0	TB05444
	 C-Type Ti Base WP Abutment, <b>Engaged Wide</b>	4.0	1.0	6.0	3.0	TB05414W
		4.0	2.0	6.0	3.0	TB05424W
		4.0	3.0	6.0	3.0	TB05434W
		4.0	4.0	6.0	3.0	TB05444W
	 C-Type Ti Base WP Abutment, <b>Non Engaged</b>	4.0	1.0	4.8	3.1	TB05415
		4.0	2.0	4.8	3.1	TB05425
		4.0	3.0	4.8	3.1	TB05435
		4.0	4.0	4.8	3.1	TB05445

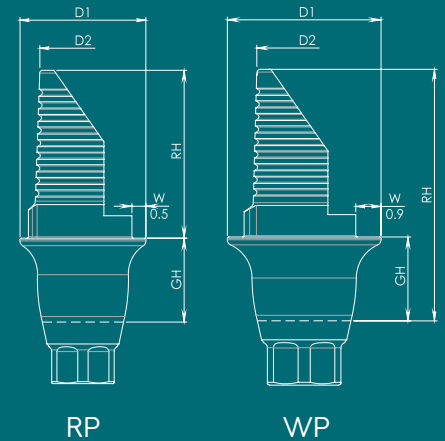
	Description	RH	GH	D1	D2	Catalog No.
	 <p>C-Type Ti Base WP Abutment, <b>Non Engaged Wide</b></p>	4.0	1.0	6.0	3.1	TB05415W
		4.0	2.0	6.0	3.1	TB05425W
		4.0	3.0	6.0	3.1	TB05435W
		4.0	4.0	6.0	3.1	TB05445W

## CAD CAM | Angulated Screw Channel


The angulated screw channel (ASC) solution offers a transformative approach to dental restorations. ASC strategically places a screw access hole at an angle within the prosthesis, optimizing both function and esthetics.


By integrating digital planning and specialized drivers, ASC enhances accuracy and predictability in implant-supported restorations. This approach signifies a significant advancement in dental care, prioritizing esthetics and functionality to ensure patient satisfaction.

Adin's angulated screw channel Ti bases support gingival heights of 1-3mm for every each implant platform and allow for angulation of up to 20 degrees.





### RP Ti Base Abutment Angular


	RH	GH	D1	D2	Catalog No.
 <p>RP Ti Base Abutment Angular <b>Engaged</b></p>	4.0	1.0	4.5	3.2	TB03413
	4.0	2.0	4.5	3.2	TB03423
	4.0	3.0	4.5	3.2	TB03433
	6.0	1.0	4.5	3.1	TB03613
	6.0	2.0	4.5	3.1	TB03623
	6.0	3.0	4.5	3.1	TB03633
	8.0	1.0	4.5	2.9	TB03813
	8.0	2.0	4.5	2.9	TB03823
	8.0	3.0	4.5	2.9	TB03833

	Abutments are supplied with RP0001 screw. Recommended torque 25Ncm. Also available separately	RP0001
---	---	--------

### WP Ti Base Abutment Angular

	RH	GH	D1	D2	Catalog No.
 <p>WP Ti Base Abutment Angular <b>Engaged</b></p>	4.0	1.0	4.7	3.5	TB05413
	4.0	2.0	4.7	3.5	TB05423
	4.0	3.0	4.7	3.5	TB05433
	6.0	1.0	4.7	3.4	TB05613
	6.0	2.0	4.7	3.4	TB05623
	6.0	3.0	4.7	3.4	TB05633
	8.0	1.0	4.7	3.3	TB05813
	8.0	2.0	4.7	3.3	TB05823
	8.0	3.0	4.7	3.3	TB05833

 <p>WP Ti Base Abutment Angular <b>Engaged Wide</b></p>	4.0	1.0	5.5	3.5	TB05413W
	4.0	2.0	5.5	3.5	TB05423W
	4.0	3.0	5.5	3.5	TB05433W
	6.0	1.0	5.5	3.4	TB05613W
	6.0	2.0	5.5	3.4	TB05623W
	6.0	3.0	5.5	3.4	TB05633W
	8.0	1.0	5.5	3.3	TB05813W
	8.0	2.0	5.5	3.3	TB05823W
	8.0	3.0	5.5	3.3	TB05833W

	Abutments are supplied with WP0001 screw. Recommended torque 25Ncm. Also available separately	WP0001
---	---	--------



## Angulated Tools

	Description	L	L2	D1	D2	Catalog No.
	Angulated Screw Extractor Hand Driver	24.7	10	1.4	9.4	RP6400
	Angulated Star Screw Hand Driver - Short 23.4L	23.4	9.0	1.4	9.4	RP6401
	Angulated Star Screw Hand Driver - Long 28.4L	28.4	14.0	1.4	9.4	RP6402
	Angulated Star Screw Torque Driver - Short 17.0L	17.0	11.0	1.4	7.0	RP6403
	Angulated Star Screw Torque Driver - Long 22.0L	22.0	16.0	1.4	7.0	RP6404
	Angulated Star Screw Handpiece Driver - Extra Short 20.0L	20.0	7.0	1.4	2.35	RP6405
	Angulated Star Screw Handpiece Driver - Short 25.0L	25.0	12.0	1.4	2.35	RP6406
	Angulated Star Screw Handpiece Driver - Long 30.0L	30.0	17.0	1.4	2.35	RP6407



## Digital Analogs

	Description	L	D1	Catalog No.		Description	Catalog No.		Description	L	D1	Catalog No.
	RP CloseFit™ Digital Analog	10.0	3.55	RP1000		Retaining Screw	RS1002		WP CloseFit™ Digital Analog	10.0	4.0	WP1000



## Screws

	Description	Catalog No.
	RP CloseFit™ Abutment Screw	RP0001
	WP CloseFit™ Abutment Screw	WP0001






## TMA - Multi Unit Screws

	Description	Catalog No.
	TMA Scan Body Screw	TM0001
	TMA Prosthetic Screw	RS3404

| For Intra-oral and Desktop Scanner

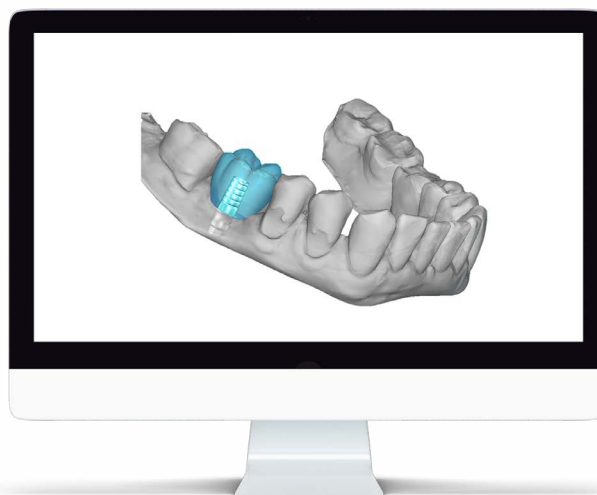
	Description	L	D1	Catalog No.		Description	L	D1	Catalog No.
	Single TMA Scan Body	6.0	4.9	TM0006S		TMA Scan Body	6.0	4.9	TM0006
		9.0	4.9	TM0009S			9.0	4.9	TM0009

## STMA / TMA Cementing Cone & Temporary Cylinder

	Description	L	D1	D2	H	Catalog No.						
	Single TMA Titanium Temporary	12.0	4.9	3.5	10.5	RS4900S		Single TMA Cementing Cone, low profile	4.9	5.5	3.2	TM0011S
								TMA Cementing Cone, low profile	4.9	5.5	3.2	TM0011
	TMA Titanium Temporary	12.0	4.9	3.5	10.5	RS4900		TMA Cementing Cone	4.9	4.9	3.8	TM0010

## Tool Drivers


	Description	L	Catalog No.		Description	L	Catalog No.
	Star Hand Driver Short	23.4	RP0064		Star Hand Driver Long	28.4	RP0004



# TMA™ - Multi Unit Recommended Torque 35(Ncm)

Our TMA™ (Trans Mucosal Abutment) system is indicated for multiple-unit, screw-retained restorations, and may be used in combination with an implant-level framework design.

- Elevates restorative seating platform when implant-level restoration is not practical
- Provides better access when using implants with divergent angles
- Accommodates full and partial edentulous arches
- Available in straight or angled (17°, 30°, 45°) with different gingival heights
- Abutments are delivered with handles for easy insertion and seating





## RP TMA

		Description	GH	Catalog No.
		RP Straight Trans Mucosal Abutment	1.0	RP0032
			2.0	RP0033
			3.0	RP0034
			4.0	RP3729
			5.0	RP3730
		RP Angled Trans Mucosal Abutment 17° 2.5mm	2.58	RP3734
		RP Angled Trans Mucosal Abutment 17° 3.5mm	3.66	RP3735
		RP Angled Trans Mucosal Abutment 30° 3mm	3.68	RP3737
		RP Angled Trans Mucosal Abutment 30° 4mm	4.0	RP3738



## WP TMA

		Description	GH	Catalog No.
		WP Straight Trans Mucosal Abutment	1.0	WP3731
			2.0	WP3732
			3.0	WP3733
			4.0	WP3729
			5.0	WP3730
		WP Angled Trans Mucosal Abutment 17° 2.5mm	2.5	WP3734
		WP Angled Trans Mucosal Abutment 17° 3.5mm	3.5	WP3737
		WP Angled Trans Mucosal Abutment 30° 3mm	3.5	WP3735
		WP Angled Trans Mucosal Abutment 30° 4mm	4.1	WP3738
		WP Angled Trans Mucosal Abutment 45° 4mm	4.4	WP3736
		WP Angled Trans Mucosal Abutment 52° 5mm	4.8	WP3739
		WP Angled Trans Mucosal Abutment 60° 5mm	5.5	WP3740


## Transfers

	Description	L	D1	D2	Catalog No.
	TMA Impression Coping Open Tray	11.0	4.9	3.1	RS5006
	TMA Closed Tray Transfer	8.0	4.9	4.1	RS5011
	TMA Healing Cup	5.5	4.9	3.5	RS5005


## Analogs

	Description	L	D1	D2	Catalog No.
	TMA Abutment Replica	16.8	3.35	-	RS5004
	TMA Digital Model Replica Recommended torque 15(Ncm)	12.0	4.9	3.8	RS1001


  

	Description	L	D1	Catalog No.
	TMA Scan Body	6.0	4.9	TM0006
		9.0	4.9	TM0009


## TMA Screw For Scan Body & Cementing Cone

	Description	Catalog No.
	TMA Scan Body Screw	TM0001

## TMA Screw Temporary Cylinder & STMA Direct Option

	Description	Catalog No.
	TMA Prosthetic Screw	RS3404

## Snap-On

	Description	Catalog No.
	IRIS™, Impression coping	IR0179

## TMA Prosthetics

	Description	L	D1	D2	H	Catalog No.		Description	L	D1	D2	Catalog No.
	TMA Titanium Temporary	12.0	4.9	3.5	10.5	RS4900		TMA Cementing Cone, low profile	4.9	5.5	3.2	TM0011
	TMA Plastic Casting Sleeve /Prosthetic Screw	12.0	4.9	3.3	10.5	RS5001		TMA Cementing Cone	4.9	5.5	2.9	TM0010

# Overdenture Restoration

Recommended Torque 25(Ncm)



		Description	GH	RH	H	Catalog No.
		RP Ball Attachment	0.5	2.7	4.0	RP0051
			1.0	2.7	4.5	RP0052
			2.0	2.7	5.5	RP0053
			3.0	2.7	6.5	RP0054
			4.0	2.7	7.5	RP0055
			5.0	2.7	8.5	RP0056
		WP Ball Attachment	0.5	2.7	4.0	WP0051
			1.0	2.7	4.5	WP0052
			2.0	2.7	5.5	WP0053
			3.0	2.7	6.5	WP0054
			4.0	2.7	7.5	WP0055
			5.0	2.7	8.5	WP0056

	Description	L	Ø	Catalog No.
	Ball Attachment Replica	16.6	4.0	RS5740

	Description	L	Ø	D2	Catalog No.
	Plastic Ball Cap White (Nylon)	2.6	4.1	3.6	RS2660
	Plastic Ball Cap Pink Soft (Nylon)	2.6	4.1	3.6	RS2662
	Titanium Ball Cap	2.9	4.7	4.7	RS2670
	Stainless Steel Ball Cap	2.90	4.70	4.70	RS2675SS

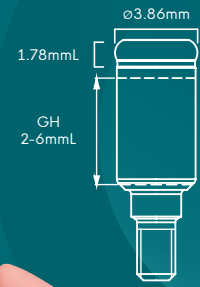
# Grip™ - Overdenture Attachment

As an addition to our wide variety of prosthetic solutions.


Implant supported overdentures are among the most practical prosthetic solutions for patients who cannot utilize fixed restorations, or as an interim solution for patients who are waiting for the osseointegration process of their newly placed implants.

The Grip™ attachment system is a versatile solution, designed to ensure maximum denture retention and stability both for maxillary and mandibular dentures. The variety of retentive caps allow dentists to choose the required retention level needed for each individual case and can easily be replaced, when needed.


The Grip™ attachment system is available for Internal Hex in a range of gingival heights, to enable a reliable, long lasting and cost-effective solution for your patients.



## RP Grip™ Abutments







	Description	Catalog No.
	Grip RP Abutment 1mm	RP0038
	Grip RP Abutment 2mm	RP0057
	Grip RP Abutment 3mm	RP0058
	Grip RP Abutment 4mm	RP0059
	Grip RP Abutment 5mm	RP0060
	Grip RP Abutment 6mm	RP0061

## WP Grip™ Abutments

	Description	Catalog No.
	Grip WP Abutment 1mm	WP0063
	Grip WP Abutment 2mm	WP0057
	Grip WP Abutment 3mm	WP0058
	Grip WP Abutment 4mm	WP0059
	Grip WP Abutment 5mm	WP0060
	Grip WP Abutment 6mm	WP0061

## Included in Sales Pack

### Grip™ Processing Set








	Description		Description	Catalog No.
	Housing		Light	RS6426
	Processing		Regular	
	Extra Light		Block Out Spacer	



	Description	Catalog No.
	Grip™ for TMA	TM0100
	Grip™ for Bar, M2 thread	RS0101





Or






### Grip™ Extended Range processing set

	Description		Description	Catalog No.
	Housing		Light	RS6427
	Processing		Regular	
	Zero		Block Out Spacer	
	Extra Light			



## Grip™ Retention Caps

Grip Retention 4 Pack		Description	Catalog No.
		Extra Light	RS6417
		Light	RS6418
		Regular	RS6419

Grip™ Extended Range Retention 4 Pack		Description	Catalog No.
		Zero	RS6420
		Extra Light	RS6421
		Light	RS6422
		Regular	RS6423



## Grip™ Accessories

	Description	Catalog No.	Description	Catalog No.
	Grip™ Impression Coping 4 Pack Includes RS6415 Grip™ Processing 4 Pack	RS6414		Grip™ Replica 4 Pack RS2508
	Metal Housing 4 Pack Includes RS6415 Grip™ Processing 4 Pack	RS6413		
	Grip™ Block Out Spacer 4 Pack	RS6424		Grip™ Processing 4 Pack RS6415
				Grip™ Processing 20 Pack RS6416

## Grip™ Tools

	Description	Catalog No.
	Grip™ core tool	RS6200

Designed for inserting and removing the Grip™ retention males from the metal housing

Description	Catalog No.	Description	Catalog No.	Description	Catalog No.
	Star Hand Driver Short RP0064		1.27 Hex torque driver-long RS6082		1.27 Hex driver for handpiece - long RS9035
	Star Hand Driver Long RP0004		1.27 Hex torque driver-short RS6080		1.27 Hex driver for handpiece - short RS9030

# Surgical Kits

Successful surgical procedures start with having the right instruments and tools to ensure your desired treatment outcomes are met.

That's why our range has everything you need, including drills, keys, ratchets and insertion tools.

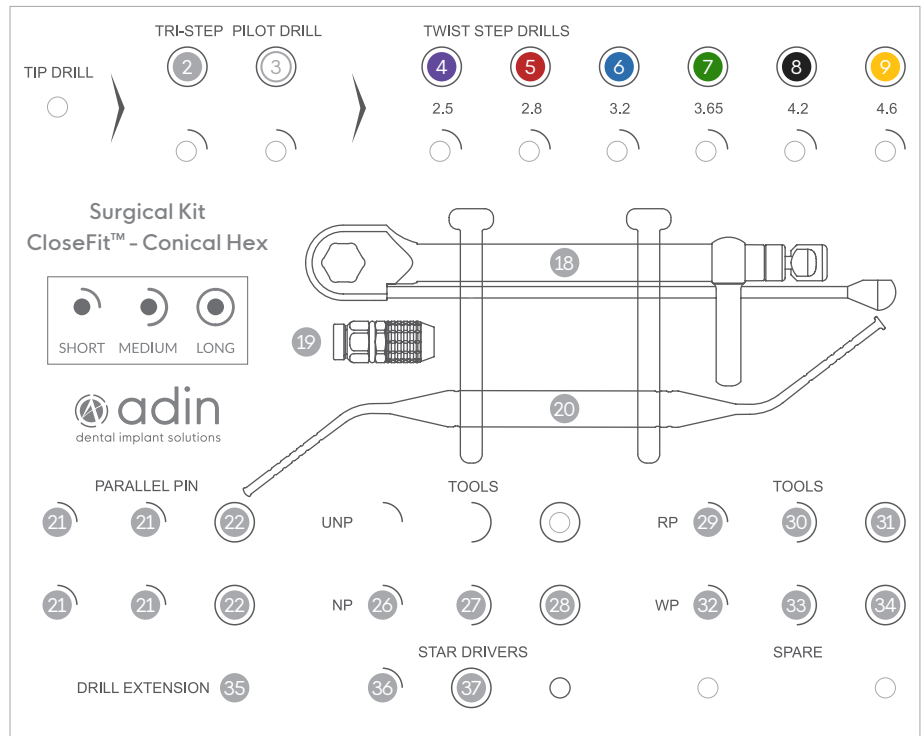
Not only do they make procedures safer and simpler, they result in an enhanced patient experience as well.

Our Surgical Kits streamline and simplify your implant procedures.





# Advanced Kit CF6302



		Drills	Catalog No.
3		Pilot Drill 2mmD x 8-18mmL	DL1820
4		Twist Step Drill 2.3/2.8mmD x 8-18mmL	DL1828
5		Twist Step Drill 2.8/3.2mmD x 8-18mmL	DL1832
6		Twist Step Drill 3.2/3.6mmD x 8-18mmL	DL1836
7		Twist Step Drill 3.8/4.2mmD x 8-18mmL	DL1842
8		Twist Step Drill 4.2/4.6mmD x 8-18mmL	DL1846

		Surgical Tools	Catalog No.
18		Surgical Torque Ratchet 35-100 Ncm	RS6111
19		Wrench Ratchet Surgical Instruments Handle	RA0050
20		Depth Probe	RS6180

		Parallel Pins	Catalog No.
21		Parallel Pin Short 11mm (qty. 4)	RS6150
22		Parallel Pin Short 16mm (qty. 2)	RS6155

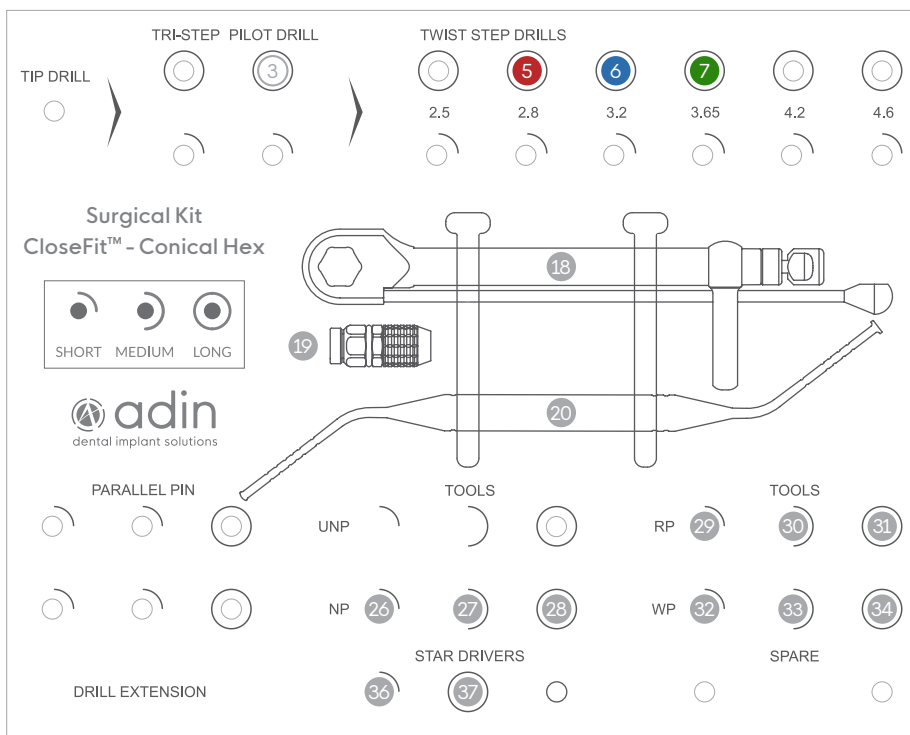
		Insertion Tools	Catalog No.
26		NP 2mm Hex Handpiece Adapter - Short	NP0068
27		NP 2mm Hex Handpiece Adapter - Medium	NP0071
28		NP 2mm Hex Handpiece Adapter - Long	NP0074
29		RP 2.25mm Hex Handpiece Adapter - Short	RP0068
30		RP 2.25mm Hex Handpiece Adapter - Medium	RP0071
31		RP 2.25mm Hex Handpiece Adapter - Long	RP0074
32		WP 2.65mm Hex Handpiece Adapter - Short	WP0068
33		WP 2.65mm Hex Handpiece Adapter - Medium	WP0071
34		WP 2.65mm Hex Handpiece Adapter - Long	WP0074

		Drill Extension	Catalog No.
35		Drill Extension	RS9027

		Hex Drivers	Catalog No.
36		Star Hand Driver - Short	RP0064
37		Star Hand Driver - Long	RP0004

\*The advanced kit is also available with short drills | Catalog No. CF6304

# Starter Kit CF6303



		Drills	Catalog No.
3		Pilot Drill 2mmD x 8-18mmL	DL1820
4		Twist Step Drill 2.3/2.8mmD x 8-18mmL	DL1828
5		Twist Step Drill 2.8/3.2mmD x 8-18mmL	DL1832
6		Twist Step Drill 3.2/3.6mmD x 8-18mmL	DL1836
7		Twist Step Drill 3.8/4.2mmD x 8-18mmL	DL1842

		Insertion Tools	Catalog No.
26		NP 2mm Hex Handpiece Adapter - Short	NP0068
27		NP 2mm Hex Handpiece Adapter - Medium	NP0071
28		NP 2mm Hex Handpiece Adapter - Long	NP0074
29		RP 2.25mm Hex Handpiece Adapter - Short	RP0068
30		RP 2.25mm Hex Handpiece Adapter - Medium	RP0071
31		RP 2.25mm Hex Handpiece Adapter - Long	RP0074
32		WP 2.65mm Hex Handpiece Adapter - Short	WP0068
33		WP 2.65mm Hex Handpiece Adapter - Medium	WP0071
34		WP 2.65mm Hex Handpiece Adapter - Long	WP0074

		Surgical Tools	Catalog No.
20		Wrench Ratchet	RS6100
21		Wrench Ratchet Surgical Instruments Handle	RA0050

		Hex Drivers	Catalog No.
36		Star Hand Driver - Short	RP0064
37		Star Hand Driver - Long	RP0004

# Drills and Tools

Our DLC (Diamond Like Carbon) Tri-Step/Twist Step Surgical Drills are uniquely designed and coated to improve the surgical drilling process.

Tri-Step & Twist-Step DLC drills simplify the cutting process, save time and minimize risks.

Our improved DLC drill coating provides state-of-the-art hardness and slickness that increases lifespan of the drill, maintains sharpness for extended drilling and generates less heat, thereby reducing chances of heating the bone or complications arising from conventional drilling protocols.

The drills come in the following diameters (mm): 2.0, 2.5, 2.8, 3.2, 3.6, 4.2, 4.6, 5.2, 5.6

Specially designed for Adin's implants and suitable for their simple and convenient drilling protocol.

They are clearly and conveniently marked and can be used with or without drill stops.



## Tri-Step drills

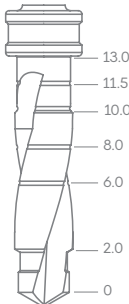










Adin's Tri-Step drills condense drilling protocols and avoid the need for using multiple drills throughout complex procedures.

Because friction at the cutting site is reduced, complications common with high speed drilling are decreased and faster & better recovery can occur.

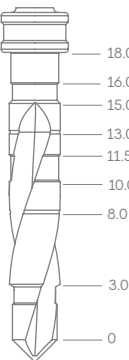










L		Ø	Size	Catalog No.
		1.8-3.2	Short	TD1511
		1.8-3.2	Long	TD2218

# Twist Step drills

## Short 6-13mm






L		Ø	Color	Catalog No.
		2.0	White	DL1320
		1.8-2.5	Purple	DL1325
		2.3-2.8	Red	DL1328
		2.8-3.2	Blue	DL1332
		3.2-3.6	Green	DL1336
		3.9	Pink	DL1339
		3.8-4.2	Black	DL1342
		4.2-4.6	Yellow	DL1346
		4.8-5.2	Brown	DL1352
		5.2-5.6	Grey	DL1356

## Long 8-18mm












L		Ø	Color	Catalog No.
		2.0	White	DL1820
		1.8-2.5	Purple	DL1825
		2.3-2.8	Red	DL1828
		2.8-3.2	Blue	DL1832
		3.2-3.6	Green	DL1836
		3.9	Pink	DL1839
		3.8-4.2	Black	DL1842
		4.2-4.6	Yellow	DL1846
		4.8-5.2	Brown	DL1852
		5.2-5.6	Grey	DL1856

# Surgical Tools














	Description	Catalog No.
	Surgical Torque Ratchet 35-100 Ncm	RS6111
	Prosthetic Torque Ratchet 15-35 Ncm	RS6112
	Wrench Ratchet	RS6100
	Surgical Driver	RS7001
	Depth Probe	RS6180




# Hand & Torque Drivers Recommended Torque 25(Ncm)

	Description	Catalog No.
	Star Hand Driver 23.4mm *For Angled TMA/TMA prosthetic screw	RP0064
	Star Hand Driver 23.4mm *For Angled TMA/TMA prosthetic screw	RP0004
	TMA/FC Female Hand Hex Driver 22.4mm *For straight TMA/Flat connection	RS6193
	TMA/FC Female Hand Hex Driver 28.4mm *For straight TMA/Flat connection	RS6191
	RP 2.2mm Hex Torque Driver Short 20.0L	RP0067
	RP 2.2mm Hex Torque Driver-Long 25.0L	RP0066
	WP 2.6mm Torque Driver Short 20.0L	WP0067
	WP 2.6mm Torque Driver-Long 25.0L	WP0066
	Star Torque Driver Short 20.40L *For Angled TMA/TMA prosthetic screw	RP0065
	Star Torque Driver - Long 25.4L *For Angled TMA/TMA prosthetic screw	RP0005
	TMA/FC Hex Torque Driver - Short 20.0L *For straight TMA/Flat connection	RS6197






## Handpiece Drivers Recommended Torque 35(Ncm)

	Description	Catalog No.
	TMA/FC Hex Torque Driver Long 25.0L For straight TMA/Flat connection	RS6196
	Torque Driver for Ball Attachment 16.7L	RS6090
	Wrench Ratchet Surgical Instruments Handle 16.7mm	RA0050
	RP 2.25mm Hex Handpiece Adapter Short 23.7L	RP0068
	RP 2.25mm Hex Handpiece Adapter Medium 27.6L	RP0071
	RP 2.25mm Hex Handpiece Adapter Long 36.0L	RP0074
	Star Handpiece Driver - Short 25.0L *For Angled TMA/TMA prosthetic screw	RP0018
	Star Handpiece Driver - Long 30.0L *For Angled TMA/TMA prosthetic screw	RP0019
	RP Handpiece Hex Adapter - Short 20.0L	RP0062
	RP Handpiece Hex Adapter - Long 25.0L	RP0072
	TMA/FC Hex Handpiece Adapter - Short 20.0L *For straight TMA/Flat connection	RS6194
	TMA/FC Hex Handpiece Adapter - Long 25.0L *For straight TMA/Flat connection	RS6195A

## Tools

	Description	Catalog No.
	Parallel Pin 11mm	RS6150
	Parallel Pin 16mm	RS6155
	Drill Extension	RS9027

## Osteotomes

	Description	Catalog No.
	Osteotome Handle	HA0074
	Osteotome Insert 2.0mmD	HA0061
	Osteotome Insert 2.8mmD	HA0064
	Osteotome Insert 3.25mmD	HA0067
	Osteotome Insert 3.65mmD	HA0070

# Guided Surgery

The adinguide™ was created with you in mind, bringing the guided surgery world to your clinic.

The kits were specifically designed to support effortless procedures, accurate and predictable implant placement.

The ActiveFlow™ Irrigation Technology is a unique design that forces coolant through the guide to ensure irrigation reaches the bone and prevents overheating.

The adinguide™ drills are designed with carved channels which allow saline coolant from your hand-piece to stream through the sleeve directly into the osteotomy site while drilling.

Our uniquely designed drill kit is intuitive and easy to use by implant diameter and length.

The Tissue Punch and Pilot Drill allow for easy flapless access.

Keyless procedure enables easy handling and full visibility of surgical field.

**Self-centering drills-** controlled by a 5.5mm diameter cylinder at the top of each drill centers the drill in the guide's sleeve.

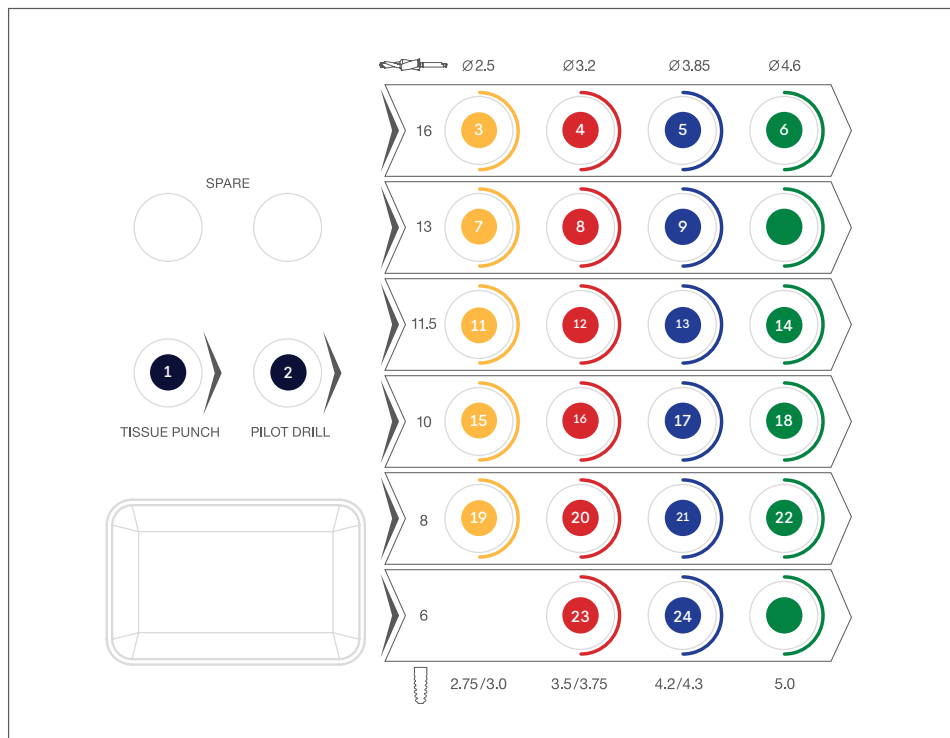
**Self-centering cylinder** engages the sleeve before the drill engages the osteotomy in order to ensure correct positioning of the drill.


























**Built-in stoppers-** ensure precise and accurate drilling to the desired depth.



# Guided Surgery Kit Implants Drills

## GSK001



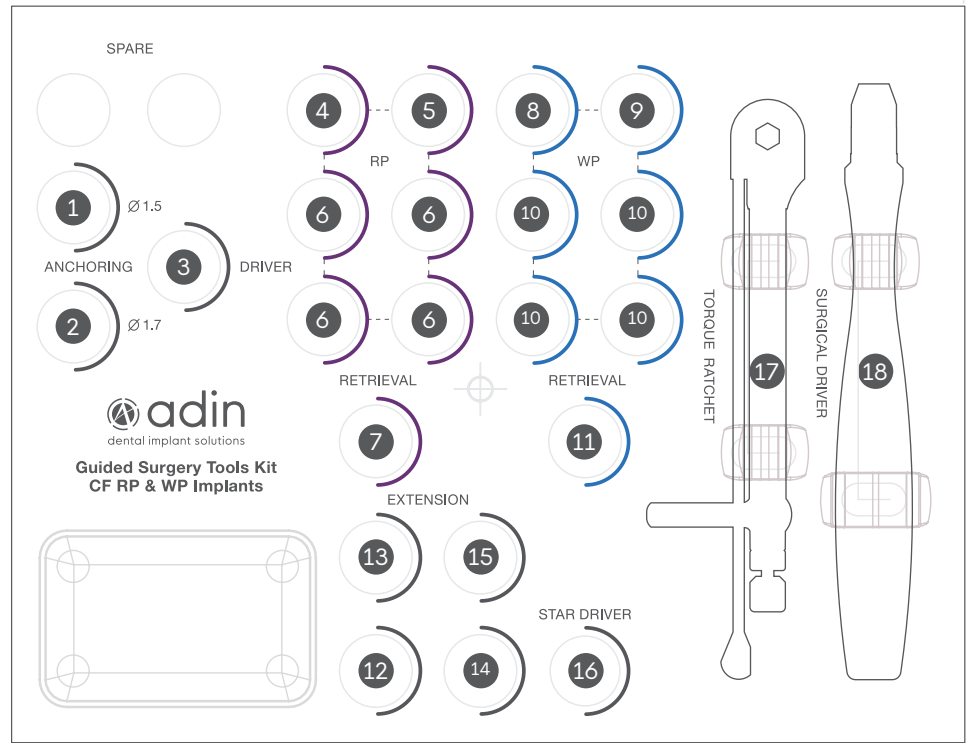
	Drills	Catalog No.		Drills	Catalog No.
1		GS5055	5		GS0638
2		GS0625	9		GS0838
3		GS0825	13		GS1038
7		GS1025	17		GS1138
11		GS1125	21		GS1338
15		GS1325	24		GS1638
19		GS1625	6		GS0646
4		GS0632	10		GS0846
8		GS0832	14		GS1046
12		GS1032	18		GS1146
16		GS1132	22		GS1346
20		GS1332	25		GS1646
23		GS1632			



For full  
guided  
procedure:



**Guided Surgery Kit**  
**CloseFit™ RP/WP**  
**Implants Tools**  
**GSK004**



	Description	Catalog No.		Description	Catalog No.
1	Anchoring Drill S-2.0, 2.0/1.5mmDx19mmL	GS1915	12	Manual Socket L10.5	GS0023
2	Anchoring Drill S-2.0, 2.0/1.7mmDx19mmL	GS1917	13	Manual Socket L14.5	GS0024
3	Handpiece Guide Fixation Screw Driver	GS0028	14	Handpiece Socket L10.5	GS0021
4	Guided RP Handpiece Fixture Mount S-5.5	GS0041	15	Drill Extension	RS9027
5	Guided RP Ratchet Fixture Mount S-5.5	GS0043	16	Star Hand Driver - Long	RP0004
6	Guided RP Ratchet Fixture Mount S-5.5, Screw Retained	GS0037	17	Surgical Torque Ratchet 35-100 Ncm for hex 4mm	GS6111
7	RP Ratchet retrieval tool	GS0046	18	Guide Fixation Screw Driver	GS0027
8	Guided WP Handpiece Fixture Mount S-5.5	GS0042			
9	Guided WP Ratchet Fixture Mount S-5.5	GS0044			
10	Guided WP Ratchet Fixture Mount S-5.5, Screw Retained	GS0039			
11	WP Ratchet retrieval tool	GS0047			



For full guided procedure:



CloseFit™ RP/WP Implant Platform




GS Tools Kit RS GSK001





5.5mmD Sleeve GS0055








## Additional Products Sold separately



### 18mm Drills

	Description	Catalog No.
	Drill S-5.5, 2.5/1.8mmDx18.0mmL	GS1825
	Drill S-3.3, 2.5/1.8mmDx18.0mmL	GSN1825

### Accessories

	Description	Purchase Options	Catalog No.
	Guided Vertical Fixation Screw S-3.3	x3 pack	GS0006
	2.0mmD Anchoring Screw	x3 pack	GS1920
	2.0mmD Anchoring Sleeve	x3 pack	GS0020
	3.3mmD Narrow Implants Sleeve	x1 pack	GS0033
		x3 pack	GS0033x3
		x10 pack	GS0033x10
	5.5mmD Sleeve	x1 pack	GS0055
		x3 pack	GS0055x3
		x10 pack	GS0055x10

\* Illustrations are not to scale

\* Availability of the products in some places is limited and depends on local regulations.

\* For more information, please contact your local representative.

